

GALVAN ELECTRICAL PRODUCTS



GALVAN INDUSTRIES, INC.



NATIONAL ASSOCIATION OF
ELECTRICAL DISTRIBUTORS

GET THE ORDER WITH GALVAN

It's easy to sell Galvan's most popular products. They have advantages that competitors can't match. Use the notes below to make the most of your sales opportunities.



G-5 and SRC Grounding Clamps

Most acorn ground rod clamps are NOT listed for galvanized or stainless steel ground rods. Galvan G-5 and SRC clamps are listed for copper, galvanized, stainless, and rebar.

Key selling proposition: "I can sell you a clamp that is UL-listed for copper-coated, galvanized and stainless steel ground rods, and rebar, for the same cost as that other clamp that's only listed for copper-coated rods."



IBBZ Intersystem Bonding Bridge Connectors

Galvan's low-cost IBBZ meets all requirements for NEC 250.94 for Intersystem Bonding Termination of up to four wires, solid or stranded. Its protective plastic cover snaps into place.

Key selling proposition: "I can sell you a cost-saving intersystem bonding bridge that is quicker and easier to install. There is no cover screw to lose in the field and the color matches the panel board."



Galvan UL-Listed Galvanized Ground Rods

Our UL-Listed hot-dip galvanized ground rods meet all requirements of the NEC code, not just length but also diameter, which can't be accurately measured without proper equipment.

Key selling proposition: "I can sell you a UL-listed galvanized ground rod that you know is fully code-compliant for the same cost as that non-listed rod."



Watch sales training videos at <https://galvanelectrical/product-video/>



Galvan Industries, Inc.
www.galvanelectrical.com • 704-455-5102



By Product Category

Ground Rods	6-13	Split Bolts	25-26
Ground Rod Kits	14	Insulation Piercing Connectors	27
Ground Plates & Ground Rod Driver	15	Dual Rated Mechanical Connectors	28-30
Ground Rod Clamps	16-17	Aluminum Panel Board Connectors	28
Ground Rod Couplings	18	Aluminum Mechanical Splices	29
Aluminum Pipe Clamps & Intersystem Bonding Bridge	19	Aluminum Compression Connectors and Splices	30-31
Pipe Ground Clamps	20-22	Copper Compression Splices	32-33
Utility	23	Cross Reference	34-41
Bonding & Grounding Connectors	24	Terms and Conditions	42

2ABV	28
2CLA	31
3ABV	28
4ABV	28
6ABV	28
A	26
C (solid copper rods)	12
CC (figure 8)	24
CLA	31
CR	15
CSL	33
CSS	32
DCG	20
DLA	27
Drive Studs	19
G (acorn clamps)	17
GC (dual-rated pipe clamps)	19
GC (ground clamps for rigid conduit)	21
GC (water pipe clamps)	19-22
GH	21
GLH	21
GP (ground plates)	15
GRC (Ground Rod Coupling)	18

GRD	15
Ground Rods	6-13
IBBZ / IBBCU	19
JAB (Heavy duty rod clamps)	17
JD	20
JRD	20
K (bonding clamp)	25
K (copper split bolts)	25
KCCA	24
KUL	24
LA	27
PV	31
S (tin plated copper split bolt)	26
SA	31
SR	32
SRC	16
SRC-SS	16
TTC	23
VC	23
VC (Transformer Ground Connectors)	23
Cross-Reference	34-41

UL-Listed Galvan Gold Series Galvanized Ground Rods

Cost Savings and Code Compliance Since 2004

Since Galvan industries brought the first UL-Listed galvanized ground rod to market in 2004, electrical contractors and inspectors now think differently about ground rods.



Today's contractors see listed galvanized ground rods as a cost-saving, easier-driving alternative to full-size rods. A listed galvanized rod also gives contractors the flexibility to choose a safe, code-compliant product with either copper-bonded or galvanized corrosion protection, depending on their needs.

Many inspectors now ask contractors to leave a shovel-full of dirt away from the top of the rod for inspections. When the listing symbol is visible on any ground rod, they know it meets code. When there is no visible listing mark, it is impossible to know if a driven rod meets NEC requirements, especially for length.

Our color-coded ground rods eliminate errors

Galvan Industries introduced the color-coding of ground rod tips in 2006 to help customers minimize or eliminate order fulfillment errors, making it possible to tell different rod diameters apart in a single glance. No calipers are required. Galvan's color-coded ground rods make your life easier.

Copper Rods - Color Code

DIAMETER	COLOR	UL LISTED
1/2"	orange	LISTED
5/8"	copper/brown	LISTED/ 10 Mil
5/8"	yellow	LISTED/ RUS/13
3/4"	black	LISTED
1"	No Color	LISTED

Galvanized Rods - Color Code

DIAMETER	COLOR	LISTED
1/2"	green	NO
5/8" Trade Size	copper	LISTED
5/8" Full Size	yellow	LISTED
3/4"	black	LISTED
1"	No Color	LISTED

CURRENT CODES AND STANDARDS FOR GROUND RODS



As information for our customers, we have included below the current NEC, NESC and RUS requirements for electrical ground rods. You can count on Galvan to meet them.

NEC 2011, 2014, 2017, 2020 AND 2023 EDITION

250.52.A Grounding Electrodes / Electrodes Permitted for Grounding

(5) Rod and Pipe Electrodes. Rod and pipe electrodes shall not be less than 2.44 m (8 ft) in length and shall consist of the following materials.

(b) Rod-type grounding electrodes of stainless steel and copper or zinc coated steel shall be at least 15.87 mm (5/8 in.) in diameter, **unless listed**.

250.53.A Grounding Electrode System Installation / Rod, Pipe, and Plate Electrodes

(2) Supplemental Electrode Required. A single rod, pipe, or plate electrode shall be supplemented by an additional electrode of a type specified in 250.52(A)(2) through (A)(8). The supplemental electrode shall be permitted to be bonded to one of the following:

- (1) Rod, pipe, or plate electrode
- (2) Grounding electrode conductor
- (3) Grounded service-entrance conductor
- (4) Non-flexible grounded service raceway
- (5) Any grounded service enclosure

Exception: If a single rod, pipe, or plate grounding electrode has a resistance to earth of 25 ohms or less, the supplemental electrode shall not be required.

(3) Supplemental Electrode. If multiple rod, pipe, or plate electrodes are installed to meet the requirements of this section, they shall not be less than 1.8 m (6 ft) apart.

NEC 250.70 Methods of Grounding and Bonding Conductor Connection To Electrodes.

Ground clamps shall be listed for the materials of the grounding electrode.

Informational Note: The paralleling efficiency of rods is increased by spacing them twice the length of the longest rod.

NATIONAL ELECTRICAL SAFETY CODE – 2017 EDITION

094B2 Grounding electrodes / Made Electrodes / Driven rods

(a) Driven rods may be sectional; the total length shall be not less than 2.44 (8 ft). Iron, zinc-coated steel, or steel rods shall have a diameter of not less than 15.87 mm (0.625 in). Copper-clad, stainless steel, or stainless steel-clad rods shall have a diameter of not less than 12.7 mm (0.5 in).

Copied by permission from NESC-2012 - IEEE 2012 National Electrical Safety Code® Copyright © 2012 IEEE. All rights reserved.

RURAL DEVELOPMENT UTILITIES PROGRAMS (RUS) – ELECTRIC PROGRAMS

LIST OF MATERIALS – Acceptable for Use on Systems of USDA Rural Development Electrification Borrowers; Informational Publication 202-1, Updated July 2015.

1. New sections for Ground Rods (item ai) have been added to the List of Materials for copper coatings of 10 mil minimum.

- a. Item ai – Rods, ground and Rods, ground, sectional
- b. New section added, **ai(1) – Rods, ground**
 - i. Minimum 10 mil copper coating.
 - ii. Must be Underwriters Laboratory (UL) listed and marked.
- c. New section added, **ai(3) – Rods, ground, sectional**
 - i. Minimum 10 mil copper coating
 - ii. Must be Underwriters Laboratory (UL) listed and marked.

Note: As of May 23, 2011, RUS Telecom no longer publishes a List of Materials for Telecommunications.



COPPER-BONDED GROUND RODS

BABAA and BEAD
Compliant

Copper-Bonded Ground Rods

- Galvan's copper-bonded rods have a heavy, uniform coating of copper metallurgically bonded to a rigid steel core.
- Galvan color-codes the end of the rods to designate diameters to reduce errors.
- UL Listed rods have 10-mil minimum (254 microns) copper plating. UL/RUS models have 13-mil minimum of copper but 10-mil coating is acceptable.

- Meets NEMA GR-1
- Listed to UL-467 specification.
- Galvan manufactures copper-bonded rods under patent 6,527,934.
- Rods less than eight feet or less than 10 mils of copper, do not meet UL requirements, nor the National Electrical Code (NEC).
- RUS accepts 10 mils of copper. Please see page 5.
- Made in USA. Veteran owned company.



Catalog Number	Diameter X Length	Diameter X Length (metric) Approx.	Actual Diameter Inches	Matching Threadless Coupling	Sub & Master Bundle	Weight Per 100. lb (kg)	NAED UPC No. 632591-	Color Code
5005	1/2" x 5'	12 mm x 1.5 m	0.471-0.481	—	5 / 100	325 (148)	61125-1	Green
5006	1/2" x 6'	12 mm x 1.8 m	0.471-0.481	—	5 / 100	389 (177)	61126-8	Green
5008L*	1/2" x 8'	12.7 mm x 2.4 m	0.500-0.510	50-TC	5 / 100	550 (250)	61138-1	Orange
5009L*	1/2" x 9'	12.7 mm x 2.7 m	0.500-0.510	50-TC	5 / 100	615 (280)	61309-5	N/A
5010L*	1/2" x 10'	12.7 mm x 3 m	0.500-0.510	50-TC	5 / 100	690 (313)	63130-3	Orange
6255-10M	5/8" x 5'	14.2 mm x 1.5m	0.555-0.565	60-TC	5 / 100	510 (231)	61585-3	Copper
6256	5/8" x 6'	13.8 mm x 1.8 m	0.539-0.549	—	5 / 100	480 (220)	61586-0	Red
6258*	5/8" x 8'	14.2 mm x 2.4 m	0.555-0.565	60-TC	5 / 100	680 (308)	61588-4	Copper
6258G13**	5/8" x 8'	14.2 mm x 2.4 m	0.555-0.565	60-TC	5 / 100	680 (308)	61217-3	Yellow
6260G13**	5/8" x 10'	14.2 mm x 3 m	0.555-0.565	60-TC	5 / 100	850 (386)	61218-0	Yellow
6260*	5/8" x 10'	14.2 mm x 3 m	0.555-0.565	60-TC	5 / 100	850 (386)	61580-8	Copper
6260-CFE*	5/8" x 10'	15.9 mm x 3 m	0.625-0.635	—	5 / 100	1080 (490)	61523-5	Copper
6262*	5/8" x 12'	14.2 mm x 3.7 m	0.555-0.565	60-TC	5	1030 (467)	61474-0	Copper
6265*	5/8" x 15'	14.2 mm x 4.6 m	0.555-0.565	60-TC	5	1290 (585)	61475-7	Copper
7508*	3/4" x 8'	17.3 mm x 2.4 m	0.673-0.683	70-TC	5 / 50	1010 (459)	61548-8	Black
7510*	3/4" x 10'	17.3 mm x 3 m	0.673-0.683	70-TC	5 / 50	1255 (569)	61340-8	Black
7510G13	3/4" x 10'	17.3 mm x 3 m	0.672-0.683	70-TC	5 / 50	1255 (569)	61535-8	Black
7512*	3/4" x 12'	17.3 mm x 3.7 m	0.673-0.683	70-TC	5	1495 (680)	61476-4	Black
7515*	3/4" x 15'	17.3 mm x 4.6 m	0.673-0.683	70-TC	5	1887 (856)	61477-1	Black
1010*†	1" x 10'	25.4 mm x 3 m	0.907-0.917	GRC-100CP	3 / 50	2223 (1010)	61440-5	N/A

Notes: * These rods are UL Listed. ** These rods are UL and have 13 mils minimum of copper. RUS now accepts 10 mils of copper. Refer to page 5 for NEC, NESC and RUS code requirements. † 1010 is non-compliant with BABAA/BEAD.

For exothermic welds, visit www.thermoweld.com

See galvanized UL vs. copper-bonded rods video at <https://galvanelectrical.com/product-video/>

WARNING: This product can expose you to chemicals including nickel, which is known to the State of California to cause cancer and birth defects or other reproductive harm. For more information go to www.P65Warnings.ca.gov



Copper-Bonded Knurled Ground Rods

- Cuts installation time in half for compression grounding
- Reduces cost to install compression grounding.
- Pre-knurled ground rods eliminate need for knurling in the field.
- UL Listed to UL-467 specification. UL Listed rods have a 10-mil minimum (254 microns) copper plating.
- **Made in USA.** **Veteran owned company.**



Catalog Number	Diameter X Length	Diameter X Length (metric) Approx.	Actual Diameter Inches	Sub & Master Bundle	Weight Per 100. lb (kg)	NAED UPC No. 632591-	Color Code
5008L-K 	1/2" x 8'	12.7 mm x 2.4 m	0.500-0.510	5 / 100	550 (250)	61528-0	Orange
5010L-K 	1/2" x 10'	12.7 mm x 3 m	0.500-0.510	5 / 100	690 (313)	61529-7	Orange
6258-K 	5/8" x 8'	14.2 mm x 2.4 m	0.555-0.565	5 / 100	680 (308)	61530-3	Copper
6260-K 	5/8" x 10'	14.2 mm x 3 m	0.555-0.565	5 / 100	850 (386)	61531-0	Copper
7508-K 	3/4" x 8'	17.3 mm x 2.4 m	0.673-0.683	5/50	1010 (459)	61532-7	Black
7510-K 	3/4" x 10'	17.3 mm x 3 m	0.673-0.683	5/50	1255 (569)	61533-4	Black
1010-K†	1" x 10'	25.4 mm x 3 m	0.907-0.917	5/50	2223 (1010)	61534-1	N/A

† 1010-K is non-compliant with BABAA/BEAD.

Reduce installation time and cost when using compression grounding connectors, like the Burndy HYGROUND® connector.
www.hubbell.com/burndy Burndy Customer Service 1-800-346-4175

WARNING: This product can expose you to chemicals including nickel, which is known to the State of California to cause cancer and birth defects or other reproductive harm. For more information go to www.P65Warnings.ca.gov



COPPER-BONDED GROUND RODS

BABAA and BEAD
Compliant

Copper-Bonded Sectional Ground Rods

- Threaded on both ends.
- Listed to UL-467 specification.
- RUS now accepts 10 mils of copper. Please see page 5.

- Meets NEMA GR-1
- Rods less than eight feet or less than 10 mils of copper, DO NOT meet UL requirements, nor the National Electrical Code (NEC).
- **Made in USA.** **Veteran owned company.**



Catalog Number	Diameter X Length	Diameter X Length (metric) Approx.	Actual Diameter Inches	Matching Coupling & Drive Stud	Sub & Master Bundle	Weight Per 100. lb (kg)	NAED UPC No. 632591-	Color Code
5008LS* 	1/2" x 8'	12.7 mm x 2.4 m	0.500-0.510	50-LC/50-LDS	5 / 100	550 (250)	63138-9	Orange
5010LS* 	1/2" x 10'	12.7 mm x 3 m	0.500-0.510	50-LC/50-LDS	5 / 100	690 (313)	63130-3	Orange
6258S* 	5/8" x 8'	14.2 mm x 2.4 m	0.555-0.565	60-C/60-DS	5 / 100	680 (308)	63588-2	Copper
6258G13S** 	5/8" x 8'	14.2 mm x 2.4 m	0.555-0.565	60-C/60-DS	5 / 100	680 (308)	61121-3	Copper
6260S* 	5/8" x 10'	14.2 mm x 3 m	0.555-0.565	60-C/60-DS	5 / 100	850 (386)	63580-6	Copper
6260G13S** 	5/8" x 10'	14.2 mm x 3 m	0.555-0.565	60-C/60-DS	5 / 100	850 (386)	61491-7	Copper
7506S 	3/4" x 6'	17.3 mm x 1.8 m	0.673-0.683	70-C/70-DS	5 / 50	756 (343)	61525-9	N/A
7506G13S 	3/4" x 6'	17.3 mm x 1.8 m	0.673-0.683	70-C/70-DS	5 / 50	770 (350)	61524-2	N/A
7508S* 	3/4" x 8'	17.3 mm x 2.4 m	0.673-0.683	70-C/70-DS	5 / 50	1010 (459)	63348-2	Black
7510S* 	3/4" x 10'	17.3 mm x 3 m	0.673-0.683	70-C/70-DS	5 / 50	1255 (569)	63340-6	Black
1010S†† 	1" x 10'	25.4 mm x 3 m	0.907-0.917	80-C/80-DS	25	2223 (1010)	63440-3	N/A

Notes: S Suffix-Denotes sectional ground rod. UNC threads. * These rods are UL Listed. ** These rods meet UL and have mils minimum of copper. RUS now accepts 10 mils of copper. Refer to page 5 for NEC, NESC and RUS code requirements. † 1010S is non-compliant with BABAA/BEAD.

For exothermic welds, visit www.thermoweld.com

WARNING: This product can expose you to chemicals including nickel, which is known to the State of California to cause cancer and birth defects or other reproductive harm. For more information go to www.P65Warnings.ca.gov



Hot Dip Galvanized Ground Rods

- Outstanding corrosion resistance; high-strength immersed in pure molten zinc forming a rust-proof barrier metallurgically bonded to substrate of steel.
- Minimum zinc thickness per ASTM A-123.
- Meets NEMA GR-1.
- Stamped for inspectability and traceability.
- Galvan color-codes the end of the rods to designate diameters to reduce errors.

- Listed to UL 467 specifications.

- **Made in USA.** **Veteran owned company.**

Notes: Rods less than 8' (96 inches) do not meet the requirements of UL, NESC nor NEC Codes.

Most competitors' galvanized grounds rods are NOT listed.



Catalog Number	Diameter X Length	Diameter X Length (metric) Approx.	Actual Diameter Inches	Rod Listing	Matching Coupling	Sub & Master Bundle	Weight Per 100. lb (kg)	NAED UPC No. 632591-	Color Code
GR5005* 	1/2" x 5'	12.4 mm x 1.5 m	0.484-0.500	N/A	—	10 / 100	320 (146)	70731-2	Green
GR5006 	1/2" x 6'	12.8 mm x 1.8 m	0.484-0.500	N/A	—	10 / 100	385 (175)	70732-9	Green
GR5008 	1/2" x 8'	12.8 mm x 2.4 m	0.484-0.500	N/A	—	10 / 100	511 (232)	70733-6	Green
GR6254F 	5/8" x 4'	15.9 mm x 1.2 m	0.625-0.640	N/A	GRC-625G	10 / 100	420 (191)	61526-6	—
GR6256 	5/8" x 6'	14 mm x 1.8 m	0.543-0.555	N/A	GRC-54G	5 / 100	475 (216)	70701-5	—
GR6256F 	5/8" x 6'	15.9 mm x 1.8 m	0.625-0.640	N/A	GRC-625G	5 / 100	630 (286)	61469-6	Yellow
GR6258 	5/8" x 8'	14.2 mm x 2.4 m	0.543-0.555	UL	GRC-54G	5 / 100	635 (288)	70702-2	Copper
GR6258F* 	5/8" x 8'	15.9 mm x 2.4 m	0.625-0.640	UL	GRC-625G	5 / 100	837 (380)	61407-8	Yellow
GR6250 	5/8" x 10'	14 mm x 3 m	0.543-0.555	UL	GRC-54G	5 / 100	790 (359)	70703-9	Copper
GR6250F* 	5/8" x 10'	15.9 mm x 3 m	0.625-0.640	UL	GRC-625G	5 / 100	1046 (475)	61468-9	Yellow
GR7508F* 	3/4" x 8'	19.1 mm x 2.4 m	0.750-0.765	UL	GRC-34G	5 / 50	1205 (547)	61478-8	Black
GR7510F 	3/4" x 10'	19.1 mm x 3 m	0.750-0.765	UL	GRC-34G	5 / 50	1505 (683)	61479-5	Black
GR1010F 	1" x 10'	25.4 mm x 3 m	1.000-1.140	UL	GRC-100G	5 / 25	2700 (1225)	61484-9	—

Notes: * RUS Listed. S Suffix-Denotes sectional ground rod. UNC threads



STAINLESS STEEL GROUND RODS









BABAA and BEAD
Compliant

304 Solid Stainless-Steel Ground Rods



- Ideal for corrosive environments
- Excellent longevity in most soils
- Meets NEMA GR-1.
- Stamped for inspectability and traceability.
- Listed to UL-467 specification.
- 316 Stainless available upon request.

• Made in USA.  Veteran owned company. 

Catalog Number	Actual Diameter X Length	Diameter X Length (metric) Approx.	Diameter Inches	Rod Listing	Matching Coupling	Sub & Master Bundle	Weight Per 100. lb (kg)	NAED UPC No. 632591-
S5008F (304) 	1/2" x 8'	12.8 mm x 2.4 m	0.500-0.515	UL	GRC-12SS	5 / 25	560 (255)	61511-2
S5010F (304) 	1/2" x 10'	12.8 mm x 3 m	0.500-0.515	UL	GRC-12SS	5 / 25	700 (318)	61485-6
S6258F* (304) 	5/8" x 8'	15.9 mm x 2.4 m	0.625-0.635	UL	GRC-58SS	5 / 25	850 (386)	70745-9
S6260F (304) 	5/8" x 10'	15.9 mm x 3 m	0.625-0.635	UL	GRC-58SS	5 / 25	1060 (481)	70726-8
S7508F* (304) 	3/4" x 8'	19.05 mm x 2.4 m	0.750-0.765	UL	GRC-34SS	5 / 25	1200 (544)	61483-2
S7510F (304) 	3/4" x 10'	19.05 mm x 3 m	0.750-0.765	UL	GRC-34SS	5 / 25	1500 (680)	70734-3
S1008F (304) 	1" x 8'	25.4 mm x 2.4 m	1.000-1.020	UL	GRC-100SS	5 / 25	2160 (980)	61512-9
S1010F (304) 	1" x 10'	25.4 mm x 3 m	1.000-1.020	UL	GRC-100SS	5 / 25	2700 (1225)	70710-7

Notes: * RUS Listed



304 Solid Stainless Steel Rods – Sectional



- Ideal for corrosive environments.
- Meets NEMA GR-1.
- 316 stainless available upon request. Contact factory.

- Excellent longevity in most soils.
- Stamped for inspectability and traceability.
- Listed to UL-467 specification.

- **Made in USA.**  **Veteran owned company.** 

Catalog Number	Actual Diameter X Length	Diameter X Length (metric) Approx.	Diameter Inches	Rod Listing	Matching Coupling	Sub & Master Bundle	Weight Per 100. lb (kg)	NAED UPC No. 632591
S6258SF (304)	5/8" x 8'	15.9 mm x 2.4 m	0.610-0.640	UL	GRC-58SST	5 / 25	850 (386)	61496-2
S6260SF (304)	5/8" x 10'	15.9 mm x 3 m	0.610-0.640	UL	GRC-58SST	5 / 25	1060 (481)	70725-1
S7508SF (304)	3/4" x 8'	19.05 mm x 2.4 m	0.735-0.765	UL	GRC-34SST	5 / 25	1200 (544)	61486-3
S7510SF (304)	3/4" x 10'	19.05 mm x 3 m	0.735-0.765	UL	GRC-34SST	5 / 25	1500 (680)	70759-6
S1008SF (304)	1" x 8'	25.4 mm x 2.4 m	0.985-1.015	UL	GRC-100SST	5 / 25	2160 (980)	61516-7
S1010SF (304)	1" x 10'	25.4 mm x 3 m	0.985-1.015	UL	GRC-100SST	5 / 25	2700 (1225)	70711-4

Notes: * RUS Listed. S Suffix-Denotes sectional ground rod. UNC threads



SOLID COPPER GROUND RODS

BABAA and BEAD
Compliant









Solid Copper Rods



- Listed to UL-467 specification.
- Manufactured from C11000 copper

- Excellent longevity in most soils.

- Made in USA.  Veteran owned company. 

Catalog Number	Diameter X Length	Diameter X Length (metric) Approx.	Actual Diameter Inches	Rod Listing	Sub & Master Bundle	Weight Per 100. lb (kg)	NAED UPC No. 632591-
C5008 	1/2" x 8'	12.8 mm x 2.4 m	0.500-0.515	UL	5 / 25	730 (332)	61517-4
C5010 	1/2" x 10'	12.8 mm x 3 m	0.500-0.515	UL	5 / 25	913 (415)	61518-1
C6258 	5/8" x 8'	15.9 mm x 2.4 m	0.623-0.627	UL	5 / 25	950 (431)	61488-7
C6260 	5/8" x 10'	15.9 mm x 3 m	0.623-0.627	UL	5 / 25	1190 (540)	61489-4
C7508 	3/4" x 8'	19.05 mm x 2.4 m	0.748-0.752	UL	5 / 25	1370 (621)	61519-8
C7510 	3/4" x 10'	19.05 mm x 3 m	0.748-0.752	UL	5 / 25	1710 (776)	61490-0
C1008 	1" x 8'	25.4 mm x 2.4 m	0.998-1.002	UL	5 / 25	2440 (1107)	61520-4
C1010 	1" x 10'	25.4 mm x 3 m	0.998-1.002	UL	5 / 25	3040 (1379)	61521-1

Galvan Pigtail Ground Rods

Our pigtail rods make installation faster and safer. With Galvan pigtail ground rods, the grounding conductor is factory welded near the top of the rod, creating a permanent, corrosion-free bond. Galvan pigtail rods eliminate the safety hazards associated with exothermic welding in the field. They also reduce installation time.

- Solid or stranded ground wire brazed to copper-bonded rod.
- Available in a wide variety of lengths and diameters.
- A superior alternative to exothermic welding in the field.
- Safety - installers do not have to worry about burns or inhaling chemical fumes from the welding process.
- Saves time in installation - no need to assemble molds or welding apparatus in the field.

Benefits of Selling Galvan Pigtail Rods

- A safer solution for the installer.
- Cost savings.
- Successful product - record sales for pigtail rods.



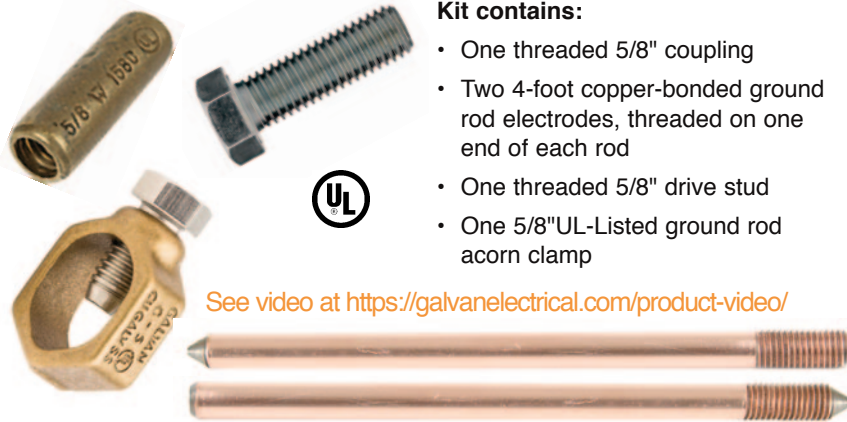
• Made in USA.  Veteran owned company. 

Contact the factory for a quotation on copper-bonded or hot-dip galvanized pigtail rods. Provide rod type, size, wire type, gage and length. (Example: 5/8"x8' copper-bonded rod with 4' of #6 bare solid copper pigtail to be attached 6" from the top or drive end of the rod.)



COPPER-BONDED GROUND ROD KITS

Ground Rod Electrode Kit (Galvan #6258R-Kit)



See video at <https://galvanelectrical.com/product-video/>

Kit contains:

- One threaded 5/8" coupling
- Two 4-foot copper-bonded ground rod electrodes, threaded on one end of each rod
- One threaded 5/8" drive stud
- One 5/8" UL-Listed ground rod acorn clamp


Features

- Proper assembly fully complies with UL 467
- NEC and NESC compliant
- NEMA GR1 compliant when assembled
- Standard threaded assembly; only five parts
- No compression components
- Install from ground elevation, safe and easy
- Easy shipping and handling
- Total weight: 8 lbs
- NAED UPC No. 632591-61501-3
- **Made in USA.**
- **Veteran owned company.**



Military Ground Rod Kit (Galvan # 6259M-Kit)

Type III, Class B 9-foot sectional ground rod for military use.

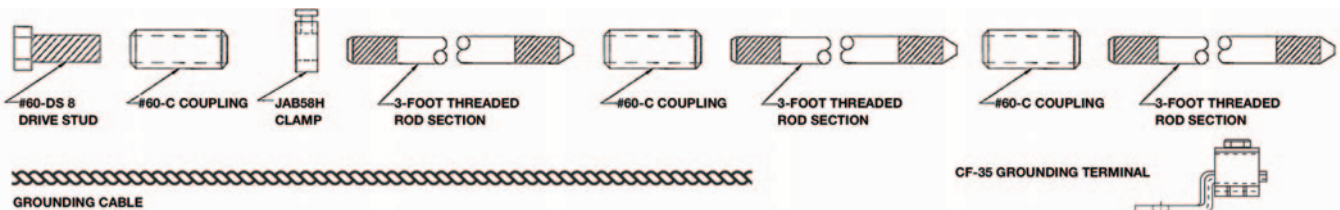


Kit contains:

- One (1) 60-DS-8 Drive Stud
- One (1) JAB58H ground rod clamp
- One (1) six-foot grounding cable of #6 stranded copper wire
- One (1) CF-35 ground terminal
- Three (3) 5/8" by 3' copper-bonded ground rod sections, threaded on one end, threaded and pointed on the other
- Three (3) 60-C threaded couplings


Features

- Standard threaded assembly, no compression components
- Install from ground elevation, safe and easy
- Total weight: 10 lbs
- **Made in USA.**
- **Veteran owned company.**





Ground Rod Driver


- For 5/8" or 3/4" copper-bonded and galvanized rods.
- High-quality materials, design and construction.
- Drives flush or below grade.
- No ladder, no kneeling.
- Safer than hammers.
- No mushrooming of rods.
- Also drives rebar.
- BEST OF ALL – economical enough to have one on every truck in your fleet!
- **Made in USA.** 

Catalog Number	Description	Maximum Rod Diameter (in.)	Pcs. Per Ctn.	Wt. (lbs.)	NAED UPC No. 632591-
GRD-U	Ground rod driver body with universal insert for 5/8" and 3/4" rods	.75	1	23.0	61386-6
CR	cable retainer (replacement)	N/A	1	-	61389-7



See video at <https://galvanelectrical.com/product-video/>

Steel Ground Plates



- Manufactured from solid 0.25" steel.
- Available in galvanized or bare steel.
- **Made in USA.**  **Veteran owned company.** 
- 2 sq.-ft. surface area.
- Suffix "C" denotes with Galvan ground rod clamp.
- Minimum zinc thickness 3.9 mils (per ASTM A-123)

Catalog Number	Description	Dimensions	Pcs. Per Ctn.	Weight Per 100.	NAED UPC No. 632591-
GP-G*	Galvanized Steel w/o connector	1/4" x 9-3/4" x 14-3/4"	4	1150.0	61362-0
GP-GC+	Galvanized Steel with connector	1/4" x 9-3/4" x 14-3/4"	4	1160.0	61363-7
GP-B	Bare Steel w/o connector	1/4" x 9-3/4" x 14-3/4"	4	1150.0	61364-4
GP-BC	Bare Steel with connector	1/4" x 9-3/4" x 14-3/4"	4	1160.0	61365-1

Notes: Meets NEC Code 250.52.A.7 and NESC Code 094.B.3.C.

NEC 250.53.H required to be installed not less than 30 inches below surface of the earth.

NESC 094 B3C required to be installed at a depth of not less than five (5) feet.

NEC 250.53(2) requires two electrodes unless a single electrode has a resistance to earth of 25 ohms or less.

+ GP-GC UL Listed. Connectors for GP-GC are shipped in a separate box


* GP-G Listed when used with #2AWG max conductor.



GROUND ROD CLAMPS

BABAA and BEAD
Compliant

SRC Universal Ground Rod Clamp

- UL listed for copper-bonded, galvanized, and stainless steel ground rods, as per NEC 250.70.
- UL listed for #4, #5 and #6 rebar.
- UL listed for direct burial in earth and concrete with a stainless steel bolt.
- Performs the functions of economy, standard duty, heavy duty, and extra heavy duty.
- Able to withstand torque in excess of UL 467 requirements of 150 in/lb.
- RUS listed.
- **Made In USA.** 




One Clamp Fits 1/2", 5/8" and 3/4" Rod Diameters.

Catalog Number	Ground Rod Size, Inches	Rod Diameter Metric (Approx.)	Rebar Size	Wire Range AWG No. (CU)	Carton & Master Pack	Weight Per 100. lb (kg)	NAED UPC No. 632591-
SRC	1/2 (0.500) to 3/4 (0.750) For Copper-Bonded, Galvanized and Stainless Steel	12.8 mm to 17.3 mm	#4 (1/2 inch) #5 (5/8 inch) #6 (3/4 inch)	10 AWG - 1/0	50/400	16 (7.3)	61344-6
SRC	3/4 F (0.750 - 0.765) Full Size Galvanized	19.1 mm		10 AWG Solid - 2 AWG Solid, 8 AWG Stranded - 1 AWG Stranded			

See sales video at <https://galvanelectrical.com/product-video/>

SRC-SS Stainless Steel Universal Ground Rod Clamp

- Made from 304 stainless steel.
- UL-Listed and marked for copper-bonded, galvanized, and stainless steel ground rods; also for #4, #5 and #6 (1/2", 5/8" and 3/4") rebar.
- UL-Listed in US and Canada for direct burial in earth and concrete.
- One size fits all.
- Patent pending.
- **Made In USA.** 



One Clamp Fits 3/8", 1/2", 5/8" and 3/4" Rod Diameters.

Catalog Number	Rod Diameter	Rod Diameter (metric) Approx.	Conductor Range	Master Pack	Weight Per 100. lb (kg)	NAED UPC No. 632591-
SRC-SS	3/8"	9.5 mm	1/0 Str. - 10 Sol.	100	9 (4.1)	61499-3
	1/2"	12.8 mm	1/0 Str. - 10 Sol.			
	5/8"	14.2 mm	1/0 Str. - 10 Sol.			
	3/4"	17.3 mm	1/0 Str. - 8 Sol.			

Notes: When used with stainless steel ground rods, the wire range is #8 solid to #2 stranded.

Break-Away Ground Rod Clamp

- Ideal for tamper-resistant applications
- UL Listed for Direct Burial
- Stainless steel break-away bolt
- Silicon Bronze Body
- Torque Level: Min /max 15-20 ft/lbs.



Catalog Number	Rod Diameter	Rod Diameter (metric) Approx.	Conductor Range	Sub & Master Pack	Weight Per 100. lb (kg)	NAED UPC No. 632591-
G31-TA	5/8-1/2"	12.8 mm to 14.2 mm	1/0 - #8 AWG	50 / 400	10 (4.5)	61536-5



G-5 Ground Rod Clamps (Hex-Head)

- UL listed for copper-bonded, galvanized and stainless steel ground rod stamped on the clamp, as per NEC 250.70.
- UL listed for #4 (1/2" inch) rebar.
- UL listed for direct burial in earth and concrete with a stainless steel bolt.
- Cast copper alloy body with hex head bolt provides simple trouble-free connection at low cost.
- Able to withstand torque in excess of UL 467 requirements of 150 in/lb.
- **Made In USA.**

See sales video at <https://galvanelectrical.com/product-video/>



Catalog Number	Ground Rod Size, Inches	Rod Diameter (metric) Approx.	Rebar Size	Wire Range AWG No. (CU)	Carton & Master Pack	Weight Per 100. lb (kg)	NAED UPC No. 632591-
G-5	1/2 (0.500) to 5/8 (0.625) For Copper-Bonded, Galvanized and Stainless Steel	12.8 mm to 15.9 mm	#4 (1/2 inch)	10 AWG - 2 AWG	50/400	10.0 (4.5)	70708-4
G-5	5/8 UL Galvanized (0.539 to 0.555)	14.2 mm		10 AWG - 2 AWG			
G-5	5/8 F Full Size Galvanized (0.625 - 0.640)	15.9 mm		10 AWG Solid- 2 AWG Solid, 10 AWG Stranded- 3 AWG Stranded			

Catalog Number	Rod Diameter	Rod Diameter (metric) Approx.	Sub & Conductor Range	Master Pack	Weight Per 100. lb (kg)	NAED UPC No. 632591-
G-3 (Non-UL)	3/8"	9.5 mm	4 Str. - 10 Sol.	100 / 800	6.0 (2.7)	70706-0
G-4*(Use G-5)	1/2"	12.8 mm	2 Str. - 10 Sol.	100 / 800	9.0 (4.1)	70707-7
G5P*(Tin Plated)	5/8-1/2"	12.8 mm to 14.2 mm	2 Str. - 10 Sol.	50 / 400	10 (4.5)	61220-3
G-6* (Use SRC)	3/4"	17.3 mm	2 Str. - 10 Sol.	50 / 400	11.0 (5.0)	70709-1

Notes: *-These items UL and CSA Listed in US and Canada for direct burial in earth and concrete.
-The G-6 fits all 3/4-inch diameter rods regardless of actual and trade-size diameter.

Heavy-Duty Ground Rod Clamps (Hex-Head)

- Bronze alloy or stainless steel hardware both UL listed approved for direct burial in earth and concrete.
- Ground connection is secured by long bearing surface of clamp on ground wire.
- High-strength corrosion-resistant copper alloy. All Heavy Duty clamps UL Listed for direct burial in earth and concrete.
- **Made In USA.**



Catalog Number	Rod Diameter	Rod Diameter (metric) Approx.	Conductor Range	Sub & Master Pack	Weight Per 100. lb (kg)	NAED UPC No. 632591-
JAB12H	1/2"	12.8 mm	2 Str. - 10 Sol.	100 / 800	12.0 (5.4)	70715-2
JAB58H	5/8"	14.2 mm	1/0 Str. - 8 Sol.	50 / 400	13.0 (5.9)	70716-9
JAB58HH*	5/8"	14.2 mm	1/0 Str. - 8 Sol.	50 / 400	14.0 (6.4)	61311-8
JAB58HP	5/8"	14.2 mm	1/0 Str. - 8 Sol.	50 / 400	13.0 (5.9)	61502-0
JAB34H	3/4"	17.3 mm	1/0 Str. - 8 Sol.	25 / 250	15.0 (6.8)	70717-6
JAB34HH	3/4"	17.3 mm	3/0 Str. - 8 Sol.	25 / 200	17.0 (7.7)	61495-5
JAB1H	1"	25.4 mm	4/0 Str. - 8 Sol.	50 / 400	25.0 (11.3)	70718-3

Notes: *-HH represents "Heavy duty hex head design screw 1/2" - 13 threads with 9/16" hex head.
-These items UL and CSA Listed except for JAB58HH and JAB34HH. JAB58H Listed for US and Canada - 7/16" -14 threads. -P designates tin plated.



GROUND ROD COUPLINGS

Refer to ground rod part number for appropriate coupling

Threadless Couplings for "Copper-Bonded" Rods - Cast Bronze



- Refer to ground rod part number for appropriate coupling.
- Made In USA.



Catalog Number	Listing	Ground Rod Diameter	Pcs. Per Ctn.	Weight Per 100. lb (kg)	NAED. UPC No. 632591-
50-TC*	C-CSA-US	1/2"	25	22.0 (10.0)	61344-6
60-TC**	UL/RUS/CSA	5/8"	25	25.0 (11.3)	70724-4
70-TC*	UL/CSA	3/4"	10	40.0 (18.1)	61223-4
GRC-100CP***	NA	1"	10	90.0 (40.1)	61498-6

Notes: * For use with UL and/or CSA Listed copper-bonded rods only. ** For use with UL Listed copper-bonded rods only. *** This item copper plated steel and is not UL nor CSA listed.

Threaded Couplings for "Copper-Bonded" Sectional Rods - Cast Bronze



- Refer to ground rod part number for appropriate coupling.
- UNC Threads.



Catalog Number	Listing	Ground Rod Diameter (threads)	Pcs. Per Ctn.	Weight Per 100. lb (kg)	NAED. UPC No. 632591-
50-LC*	UL/CSA	1/2" (9/16"-12)	25	17.0 (7.7)	70735-0
60-C**	UL/RUS/CSA	5/8" (5/8"-11)	25	25.0 (11.3)	70720-6
70-C*	UL/CSA	3/4" (3/4" - 10)	25	40.0 (18.1)	70721-3
80-C*	UL/CSA	1" (1"-8)	25	100.0 (45.4)	70722-0

Notes: * UL and CSA Listed for US and Canada. ** UL, RUS and CSA Listed Made from high-strength corrosion-resistant copper alloy, tapped for use on all standard threaded sectional rods. Drive stud for threaded couplings on page 15.

Threadless Couplings for "Hot-Dip Galvanized" Rods - Plated Steel



- Refer to ground rod part number for appropriate coupling.
- Made In USA.



Catalog Number	Listing	Ground Rod Diameter	Pcs. Per Ctn.	Weight Per 100. lb (kg)	NAED. UPC No. 632591-
GRC-54G	cULus	5/8" - trade	100	30.0 (13.6)	61134-3
GRC-625G	cULus	5/8" - full	100	30.0 (13.6)	61132-9
GRC-34G	C-CSA-US	3/4"	25	38.0 (17.2)	61133-6
GRC-100G	C-CSA-US	1"	10	90.0 (40.1)	61492-4

Notes: GRC-54G use with Galvan part # GR6258 and all 5/8 in. trade size rods (0.539-0.555 in. diameter). GRC-625G use with all 5/8 inch full size rods (0.625-0.640 inch diameter). GRC-34G use with all 3/4 inch full size rods (0.750-0.769 inch diameter). * UL-Listed for US and Canada

Threadless Couplings for "Stainless Steel" Rods



- Material 303 -stainless steel.
- Refer to ground rod part number for appropriate coupling.
- Made In USA.



Catalog Number	Listing	Ground Rod Diameter	Pcs. Per Ctn.	Weight Per 100. lb (kg)	NAED. UPC No. 632591-
GRC-34SS	cULus	3/4"	25	38.0 (17.2)	70684-1

Notes: CSA Listed for US and Canada
* UL-Listed for US and Canada

Threaded Couplings for "Stainless Steel" Rods



- Material 303 stainless steel.
- Refer to ground rod part number for appropriate coupling.
- UNC Threads.
- Made In USA.



Catalog Number	Listing	Ground Rod Diameter (threads)	Pcs. Per Ctn.	Weight Per 100. lb (kg)	NAED. UPC No. 632591-
GRC-58SST	cULus	5/8" (5/8" - 11)	25	30 (13.6)	61122-0
GRC-34SST	cULus	3/4" (3/4" - 10)	25	38 (17.2)	61123-7

Notes: Listed by CSA for US and Canada. Drive stud for threaded couplings on page 15.
* UL-Listed for US and Canada

INTERSYSTEM BONDING BRIDGE / ALUMINUM PIPE CLAMPS



Drive Studs For Threaded Couplings For Use On Copper-Bonded and Stainless Steel Sectional Rods




Catalog Number	Ground Rod Diameter (threads)	Pcs. Per Ctn.	Weight Per 100. lb (kg)	NAED UPC No. 632591-
50-LDS	1/2" (9/16"-12)	10	16.0 (7.3)	70736-7
60-DS	5/8" (5/8"-11)	10	23.0 (10.4)	70728-2
70-DS	3/4" (3/4"-10)	10	35.0 (15.9)	70729-9
80-DS	1" (1"-8)	10	75.0 (34.0)	70730-5

Notes: Drive studs are produced from high-strength steel and may be used with commercially available threaded couplings.
UNC Threads.

Intersystem Bonding Bridge



IBBZ



IBBCU

- Meets NEC 250.94 requirement for Intersystem Bonding Termination.
- Used in residential and commercial applications to ground up to four (4) systems to a single location.
- Lay-in style connection and good for up to four auxiliary ground wires.
- Available in die-cast zinc or copper alloy.
- Wide wire range, some connectors are UL for only #10-#14 awg. and only for sizes #6-#4 awg. on the main.
- Approved for use with **solid or stranded copper** conductors.
- Assembled with stainless steel screws and plastic cover.
- **Plastic cover snaps on – no screw to loose – and provides protection and an easy and aesthetically pleasing installation. Gray color matches panel board.**
- UL Listed.

Catalog Number	Material	Main Grounding Conductor Range	Auxiliary Ground Wire Range	Pcs. Per Ctn.	Wt. Per 100	NAED UPC No. 632591-
IBBZ	Zinc Alloy	#6 - #2	#14 - #4	10	42.0	61504-4
IBBCU	Copper Alloy	#6 - #2	#14 - #4	10	67.0	61505-1

See video at <https://galvanelectrical.com/product-video/>

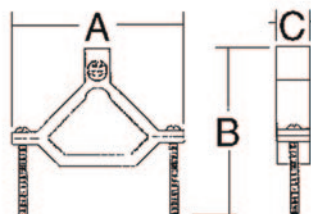
Dual-rated Aluminum Ground Clamps

- For connecting ground conductor to steel or copper pipe or tubing.
- Tin plated for corrosion resistance.
- Dual-rated for copper or aluminum conductor.

Catalog Number	Pipe Size	Conductor Range	Pcs. Per Ctn.	Wt. Per 100	Dimensions A B C			NAED UPC No. 632591-
GC1	1/2" - 1"	1/0-14	25	19.0	2.25	2.50	0.63	61132-9
GC21	1-1/4" - 2"	250-6	10	24.0	3.75	3.87	0.87	61133-6
GC41	2-1/2" - 4"	250-6	10	49.0	6.31	5.62	0.87	61134-3



E-76964





PIPE GROUND CLAMPS

Direct Burial Ground Clamp

- Constructed from bronze alloy and stainless-steel screws for direct burial in earth and concrete.
- Lay-In feature simplifies routing of conductor during installation.
- Combines several pipe-type clamps into a single inventory item.
- UL Listed for "direct burial" in earth and concrete.
- Represents a cost-reduction for distributor and end-user alike.
- Ideal for pool & spa bonding.



JRD  E198108

	Size	Conductor Range	Sub & Master Pack	Wt. Per 100	NAED UPC No. 632591-
Rebar Size	3/8" - 1"	10 Sol.-2 Str.	25/100	25.0	61327-9
Pipe Size	1/2" - 1"	10 Sol.-2 Str.	25/100	25.0	61327-9
Rod Size	1/2" - 1"	10 Sol.-2 Str.	25/100	25.0	61327-9

- One universal clamp for pipe, rebar, and ground rod.

JRD - 4/0  E198108

	Size	Conductor Range	Sub & Master Pack	Wt. Per 100	NAED UPC No. 632591-
Rebar Size	3/8" - 1"	#8 Str. - 4/0 Str.	25/100	56.0	61470-2
Pipe Size	1/2" - 1"	#8 Str. - 4/0 Str.	25/100	56.0	61470-2
Rod Size	1/2"-3/4"	#8 Str. - 4/0 Str.	25/100	56.0	61470-2

Bolted Water Pipe Ground Clamps

All clamps except DCG are manufactured from high-strength corrosion-resistant copper alloy.



 E117523

Catalog Number	Pipe Size	Conductor Range	Sub & Master Pack	Wt. Per 100	NAED UPC No. 632591-
COPPER ALLOY, UL LISTED					
GC	1/2" - 1"	10 Sol.-2 Str.	25/100	21.0	70739-8
GC2	1-1/4" - 2"	10 Sol.-2 Str.	50	42.0	70741-1
G2124	2-1/2" - 4"	10 Sol.-4 Str.	20	105.0	61266-1
G4146	4-1/4" - 6"	10 Sol.-4 Str.	10	194.0	61226-5

Catalog Number	Pipe Size	Conductor Range	Sub & Master Pack	Wt. Per 100	NAED UPC No. 632591-
COPPER ALLOY, NON UL LISTED					
GCJ	1/2" - 1"	10 Sol.-2 Str.	25/100	16.0	70740-4

Catalog Number	Pipe Size	Conductor Range	Sub & Master Pack	Wt. Per 100	NAED UPC No. 632591-
UL LISTED, DIRECT BURIAL WITH BRONZE OR STAINLESS STEEL SCREWS					
JD	1/2" - 1"	10 Sol. - 2 Str.	25/200	21.0	70758-9
JD2	1-1/4" - 2"	10 Sol. - 2 Str.	50	48.0	61301-9

Catalog Number	Pipe Size	Conductor Range	Sub & Master Pack	Wt. Per 100	NAED UPC No. 632591-
ZINC DIE CAST, UL LISTED					
DCG	1/2" - 1"	8 Sol.-2 Str.	25/200	15.0	70744-2



Ground Clamps for Rigid Conduit With Copper Strap

- Used to connect grounding conductor in rigid conduit to water pipe for grounding.
- Copper strap allows flexibility during grounding and helps protect conduit system from the effects of vibrations in water system.
- Available with 360° swing hub (GLH).
- Cast from high strength, highly conductive copper alloy.

Catalog Number	Pipe Size	Pcs. Per Ctn.	Wt. Per 100	Conduit Size	Technical Data		NAED UPC No. 632591-
					Min Wire Size	Max Wire Size	
GC-11CSLH-2	1/2" - 1"	30	58.0	3/4"	10 sol.	2/0 str.	61230-2
GC-11CSLH-3	1/2" - 1"	30	68.0	1"	10 sol.	3/0 str.	61232-6



E88878



Conduit Hubs

- Used with ground pipe clamp to connect rigid conduit to water pipe for grounding.
- 360° swing type hub provides flexibility connection.
- Cast from high strength, highly conductive copper alloy.



Regular Type

Catalog Number	Conduit Size	Pcs. Per Ctn.	Wt. Per 100	Technical Data		NAED UPC No. 632591-
				Min Wire Size	Max Wire Size	
GH-2	3/4"	75	20.0	8 sol.	4 str.	61261-6
GH-3	1"	50	25.0	8 sol.	4 str.	61262-3

360° Swing Hub

Catalog Number	Conduit Size	Pcs. Per Ctn.	Wt. Per 100	Technical Data		NAED UPC No. 632591-
				Min Wire Size	Max Wire Size	
GLH-1	1/2"	50	20.0	10 sol.	6 str.	61263-0
GLH-2	3/4"	50	29.0	10 sol.	2/0 str.	61264-7
GLH-3	1"	25	31.0	10 sol.	3/0 str.	61265-4



E88878



Ground Clamps For Rigid Conduit

- Used to connect grounding conductor in rigid conduit to water pipe for grounding.
- Available with zinc plated screws.
- Cast from high strength, highly conductive copper alloy.

With Steel Screws

Catalog Number	Pipe Size	Pcs. Per Ctn.	Wt. Per 100	Conduit Size	Technical Data		NAED UPC No. 632591-
					Min Wire Size	Max Wire Size	
GC-61	1/2" - 1"	25	34.0	1/2"	8 Sol.	4 str.	61239-5



E88878





PIPE GROUND CLAMPS

Ground Clamps For Rigid Conduit with Swivel Hub

- Used to connect grounding conductor in rigid conduit to water pipe for grounding.
- Hub swings 360° for easy alignment.
- Assembled with zinc plated steel screws.
- Cast from high strength, highly conductive copper alloy.

Catalog Number	Pipe Size	Pcs. Per Ctn.	Wt. Per 100	Conduit Size	Technical Data		NAED UPC No. 632591-
					Min Wire Size	Max Wire Size	
GC-11LH-3	1/2" - 1"	25	55.0	1"	10 sol.	3/0 str.	61247-0



E88878

Ground Clamps for Armored Cable 360° Swivel Type



E88878

Catalog Number	Pipe Size	Pcs. Per Ctn.	Wt. Per 100	Technical Data		NAED UPC No. 632591-
				Min Wire Size	Max Wire Size	
GC-11JA	1/2" to 1"	25	41.0	10 sol.	6 str.	61257-9

Ground Clamps for Armored Cable

- Used to connect armored cable to water pipe for grounding.
- Special pressure bar grips armored cable insulation to decrease chances of grounding conductor being pulled out.
- Available with steel or bronze screws.
- Cast from high strength, highly conductive copper alloy.

With steel screws


Catalog Number	Pipe Size	Pcs. Per Ctn.	Wt. Per 100	Technical Data		NAED UPC No. 632591-
				Min Wire Size	Max Wire Size	
GC-7	1-1/4" - 2"	25	48.0	8 sol.	4 str.	61235-7
GC-71 [§]	2-1/2" - 4"	10	146.0	8 sol.	4 str.	61236-4



E88878



Vise-Connector


- For main with tap
- One-piece, side loading.
- Cast copper.
- **Made in USA.** 




Catalog Number	Conductor Range Tap/Main	Pcs. Per Ctn.	Weight Per 100.	NAED UPC No. 632591-
VC-6SH*	#10 Sol. - #6 Sol.Cu	100	9.0	70750-3
VC-2S	#5 Sol. - #2 Str.Cu	50	18.0	61355-2
VC-20	#4 Sol. - 1/0 Str.Cu	50	25.0	61356-9
VC-20S	#3 Sol. - 2/0 Str.Cu	20	36.0	61357-6
VC-40	#1 Sol. - 4/0 Str.Cu	10	41.0	61358-3

Notes: * SH= Slotted-Head Bolt

Type TTC Transformer Tank Ground Connectors

- High-conductivity bronze.
- 1/2" - 13 stud fits all standard EEL- NEMA distribution transformers.
- Accommodates cable in either horizontal or vertical direction.
- P suffix indicates tin plated connector.
- **Made in USA.** 



Note: Galvan is a veteran owned company. 



Catalog Number	Conductor Range	Stud Thread Size	Dimensions			Pcs. Per Ctn.	Weight Per 100.	NAED UPC No. 632591-
			A-Length	Width	C-Height			
TTC-2	2/0 Str. to 8 Sol.	1/2-13	1-51/64	1-9/64	1-21/64	100	22	61366-8
TTC-3	1 Str. to 10 Sol.	1/2-13	1-3/8	1-3/64	1-9/16	100	20	61367-5
TTC-4	1 Str. to 10 Sol.	1/2-13	1-1/4	7/8	1-3/8	100	16	61368-2
TTC-2P	2/0 Str. to 8 Sol.	1/2-13	1-51/64	1-9/64	1-21/64	100	22	61369-9
TTC-3P	1 Str. to 10 Sol.	1/2-13	1-3/8	1-3/64	1-9/16	100	20	61370-5
TTC-4P	1 Str. to 10 Sol.	1/2-13	1-1/4	7/8	1-3/8	100	16	61371-2



BONDING AND GROUNDING CONNECTORS

Parallel Groove Clamps

- Designed for easy installation, high conductivity and long life.
- Install with wrench (hex head) or pliers (square).



E117523

Catalog Number	Galv Steel Strand	Copper Tap	Pcs. Per Ctn.	Weight Per 100.	NAED UPC No. 632591-	Finish Description
K1**	1/4"-7/16"	#8 sol.- 2/0	100	16.0	70746-6	Fully Plated/Tap-Grooved
K3	1/4"-7/16"	#8 sol.- 2/0	100	16.0	70748-0	Not Plated
KUL*	1/4"-7/16"	#8 sol.- 2/0	100	16.0	70749-7	Fully Plated

Notes: * denotes UL Listed. ** denotes RUS Listed.

Note: Galvan is a veteran owned company. 

Figure 8 Or IM Cable Insulation Piercing Connector

- Cast Bronze.
- Tin Plated.
- Teeth pierce messenger insulation.



Catalog Number	Conductor Range	Pcs. Per Ctn.	Weight Per 100.	NAED UPC No. 632591-
CC167P	.146-.312 cable to .146-.312 tap	50	23.0	70753-4

Notes: Teeth puncture insulation during tightening for a positive ground without skinning conductor.

Kenny Clamp

Galvan Kenny Clamps are your best choice to ensure that grounding electrode conductor installations are code compliant. The Kenny Clamp is UL-Listed for the bonding and grounding of electrode connectors in panel boards, pad mounts, dry-type transformers, metallic raceways and enclosures. Simply install Galvan's Kenny Clamp through a 1/2-inch knockout with paint removed, tighten the steel locknut, insert the grounding electrode through the clamp and tighten the compression nut. Your installation is now NEC Code compliant. The Kenny Clamp saves time and money compared to current non-compliant alternatives.

Kenny Clamp

- Eliminates potential for a choke at the hole.
- Meets UL 467 for bonding/grounding.
- Meets UL 486A for connectors.
- Complies with NEC 110.3(B) and 250.8 (using listed grounding or bonding connector for proper application).
- Complies with NEC 250.64(E) (entering and exiting metallic raceways and enclosures).




E225971

Catalog Number	Conductor Size	Pcs. Per Ctn.	Weight Per 100.	NAED UPC No. 632591-
KCCA-8 sol.	#8 solid	10	31.0	613927
KCCA-8 str.	#8 stranded	10	31.0	613934
KCCA-6 sol.	#6 solid	10	31.0	613941
KCCA-6 str.	#6 stranded	10	31.0	613958
KCCA-4 sol.	#4 solid	10	31.0	613965
KCCA-4 str.	#4 stranded	10	31.0	613972
KCCA-2 str.	#2 stranded	10	31.0	613989
KCCA-1/0	1/0	10	31.0	613996
KCCA-2/0	2/0	10	31.0	614009
KCCA-3/0	3/0	10	31.0	614016
KCCA-4/0	4/0	10	44.0	615082

Notes: KCCA-3/0 & KCCA-4/0 UL Listed for AL/CU conductors. All other sizes UL for copper conductors only.



Type 'K' Copper Split Bolts

- For copper to copper connections.
- Bolt and nut of high strength corrosion resistant copper alloy.
- Tested and listed to UL 486A requirements.
- Direct Burial.
- **Made in USA.** 



E9498



Catalog Number	Range of Equal Main & Tap Conductors	Pcs. Per Ctn.	Weight Per 100.	Min Tap With One Max. Main	NAED UPC No. 632591-
K-10	10 Str. - 12 Str.	100	2.0	14 Sol.	71322-1
K-8	8 Str. - 10 Str.	100	3.0	14 Sol.	71335-1
K-6	6 Sol. - 8 Str.	100	5.5	14 Sol.	71333-7
K-4	4 Sol. - 8 Str.	100	7.0	14 Sol.	71330-6
K-1	2 Str. - 6 Str.	100	15.0	14 Sol.	71320-7
K-1/0	1/0 Str. - 4 Str.	50	19.0	14 Sol.	71321-4
K-2/0	2/0 Str. - 2 Str.	25	30.0	14 Sol.	71325-2
K-3/0	3/0 Str. - 2 Str.	25	34.0	14 Sol.	71328-3
K-250	250 Kcmil. - 1 Str.	25	35.0	8 Sol.	71326-9
K-350	350 Kcmil. - 1/0	12	77.0	1/0 Str.	71329-0
K-500	500 Kcmil. - 2/0	12	90.0	2/0 Str.	71332-0
K-750	750 Kcmil. - 4/0	6	195.0	4/0 Str.	71334-4

Notes: UL Listed and CSA Certified for COPPER conductor only.

Three Wire Split Bolts


- Accommodates 3 maximum size conductors.
- For copper to copper connections.
- Bolt and nut of high strength corrosion resistant copper alloy.

Catalog Number	Range of Equal Main & Tap Conductors	Pcs. Per Ctn.	Weight Per 100	Min Tap With One Max. Main	NAED UPC No. 6132591-
K-2/3	2 Solid - #6 Str.	100	10.00	14 Sol.	61318-7
K-4/3	4 Solid - #8 Str.	100	7.50	14 Sol.	61319-4
K-6/3	6 Solid - #8 Str.	100	6.00	14 Sol.	61320-0



CONNECTORS - SPLIT BOLTS

Dual-Rated Aluminum Split Bolt Connectors

- For aluminum to aluminum, copper to aluminum and copper to copper.
- GALVAN aluminum split bolts made from high strength heat treated aluminum alloy that is highly resistant to corrosion.
- The design provides, under torque, high contact pressure between conductors.
- Meets requirements of the UL486B Standard.
- **Made in USA.** 



Catalog Number	Max. Run To Min. Tap	Pcs. Per Ctn.	Weight Per 100.	Min. Tap With One Max. Main	NAED UPC No. 632591-
A-6	6 Str. - 10 Sol.	100	6.0	10 Sol.	70860-9
A-4	4 Str. - 10 Sol.	100	6.0	10 Sol.	70857-9
A-2	2 Str. - 8 Sol.	100	9.0	8 Sol.	70853-1
A-1/0	1/0 - 8 Sol.	50	11.0	4 Sol.	70852-4
A-2/0	2/0 - 8 Str.	25	17.0	4 Sol.	70854-8
A-4/0	4/0 - 6 Str.	30	25.0	2 Sol.	70858-6
A-350	350 Kcmil - 4 Str.	20	45.0	2 Str.	70856-2
A-500	500 Kcmil - 1 Str.	20	60.0	2 Str.	70859-3

Type 'S' Copper Split Bolts - Tin Plated with Spacer

- For use on copper, aluminum, and ACSR conductors.
- Bolt and pressure bar of copper alloy completely tin plated.
- Oxide inhibitor recommended when used on aluminum conductor.
- Tin plated, high strength copper alloy split bolt with spacer separates dissimilar conductors which allow you to connect: copper to copper; copper to aluminum; aluminum to aluminum.
- **Made in USA.** 

Catalog Number	Range of Equal Main & Tap Conductors	Pcs. Per Ctn.	Weight Per 100.	Min Tap With One Max. Main	NAED UPC No. 632591-
S-6	6 Sol. - 12 Sol.	100	8.0	12 Sol.	71518-8
S-4	4 Sol. - 10 Sol.	100	11.0	12 Sol.	71515-7
S-2	2 Sol. - 10 Sol.	100	15.0	8 Sol.	71510-2
S-1	2 Str. - 8 Str.	100	18.0	8 Sol.	71507-2
S-1/0	1/0 - 10 Str.	50	26.0	6 Sol.	71508-9
S-2/0	2/0 Str. - 8 Str.	25	39.0	6 Sol.	71511-9
S-3/0	3/0 Str. - 8 Sol.	25	45.0	4 Sol.	71513-3
S-250	250 Kcmil. - 8 Str.	25	59.0	4 Sol.	61285-2
S-350	350 Kcmil. - 4 Str.	12	86.0	2 Sol.	71514-0
S-500	500 Kcmil. - 2 Str.	12	105.0	1/0 Str.	71517-1



Copper only

E9498



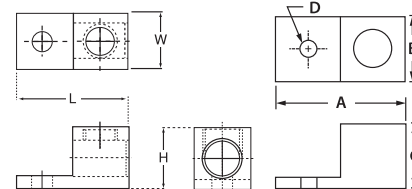

Copper only



Dual-Rated Aluminum Connectors

For use with both aluminum and copper conductors.

- **GALVAN** aluminum dual-rated connectors are manufactured from high strength 6061-T6 aluminum alloy to insure both maximum strength and conductivity.
- They are dual-rated for both copper and aluminum conductors and are electro-tin plated to provide low contact resistance and protection against corrosion.
- Assembly can be made with only a screwdriver or allen wrench and the connectors are re-useable.



E26130

Catalog Number	Fig. No.	Conductor Range	Pcs. Per Ctn.	Weight Per 100.	Dimensions				Bolt Size	NAED UPC No. 632591-
					A	B	C	D		
LA-6	1	6-14	100	1.5	1.06	0.50	0.50	0.27	1/4	71403-7
LA-2	1	2-14	100	2.0	1.06	0.50	0.56	0.27	1/4	71393-1
LA-1/0	1	1/0-14	50	4.0	1.47	0.63	0.78	0.27	1/4	71386-3
LA-2/0	2	2/0-14	50	5.0	1.47	0.63	0.78	0.27	1/4	71394-8
LA-250	2	250-6	25	14.0	2.00	1.00	1.13	0.33	5/16	71395-5
LA-350	2	350-6	25	20.0	2.25	1.13	1.25	0.41	3/8	71399-3
LA-500	2	500-4	12	39.0	2.82	1.50	1.56	0.41	3/8	71402-0
LA-600	2	600-2	12	45.0	2.82	1.50	1.56	0.41	3/8	71406-8
LA-800	2	800-300	3	55.0	3.50	1.75	1.94	0.66	5/8	71408-2
LA-1000	2	1000-500	3	65.0	3.50	1.75	1.94	0.66	5/8	71610-9


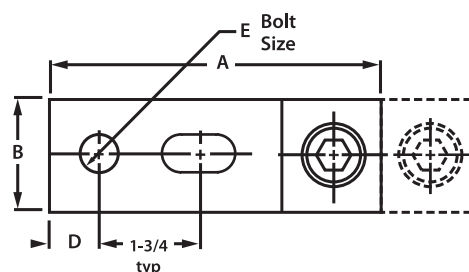


Fig. 2



E26130



Catalog Number	Fig. No.	Conductor Range	Pcs. Per Ctn.	Weight Per 100.	Dimensions					Bolt Size	NAED UPC No. 632591-
					A	B	C	D	E		
DLA-1/0	2	1/0-14	12	8.0	1.47	1.13	0.78	0.28	0.27	1/4	71246-0
DLA-2/0	2	2/0-14	12	9.0	1.47	1.25	0.79	0.28	0.27	1/4	71248-4
DLA-250	2	250-6	6	25.0	2.56	1.63	1.19	0.41	0.41	3/8	71249-1
DLA-350	2	350-6	6	30.0	2.88	1.94	1.25	0.56	0.53	1/2	71250-7
DLA-600	2	600-2	3	50.0	3.19	2.41	1.56	0.56	0.53	1/2	71251-4
DLA-800	2	800-300	3	110.0	3.50	3.50	1.94	0.56	0.66	5/8	71252-1
DLA-1000	2	1000-500	3	110.0	3.50	3.50	1.94	0.56	0.66	5/8	71245-3



CONNECTORS - ALUMINUM PANEL BOARD

Dual-Rated Aluminum Connectors

For use with both aluminum and copper conductors

GALVAN aluminum dual-rated solderless connectors are manufactured from high strength 6061-T6 aluminum alloy to insure both maximum strength and conductivity.

- The screws used to clamp the conductors are designed to extend beyond the barrel sides of the connector to allow a better, more secure compression of the conductor. This design spreads the conductor strands to help dissipate heat, and improve its pull out safety features and capabilities.
- The design of the wire way provides optimum transfer of current, creating a straight line flow through the connector for the least possible path of electrical resistance, plus a positive wire stop is provided.

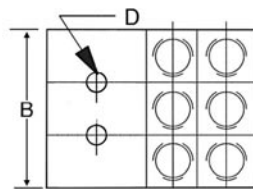

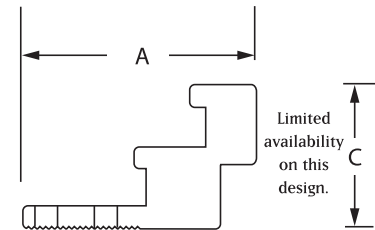
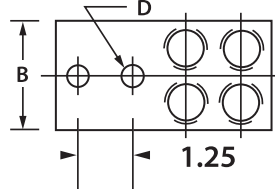


Fig. 2



Catalog Number	Fig. No.	Conductor Range	Pcs. Per Ctn.	Weight Per 100.	Dimensions				Bolt Size	NAED UPC No. 632591-
					A	B	C	D		
2ABV-750	2	750-1/0	2	90.0	4.90	1.56	3.00	0.41	3/8	71499-0
3ABV-500	3	500-4	2	150.0	4.90	2.50	3.00	0.41	3/8	71500-3
3ABV-600	3	600-2	2	150.0	4.90	2.50	3.00	0.41	3/8	71501-0
3ABV-750	3	750-1/0	2	150.0	4.90	2.84	3.00	0.41	3/8	71502-7
4ABV-500	4	500-4	2	159.0	4.90	2.50	3.00	0.41	3/8	71503-4
4ABV-600	4	600-2	2	159.0	4.90	2.50	3.00	0.41	3/8	71504-1
4ABV-750	4	750-1/0	2	159.0	4.90	2.84	3.00	0.41	3/8	71505-8
6ABV-500	5	500-2	2	205.0	4.90	3.94	3.00	0.41	3/8	61201-2
6ABV-750	5	750-1/0	2	205.0	4.90	3.94	3.00	0.41	3/8	71506-5



Type “SR” Aluminum Splicers/Reducers

Dual-Rated Aluminum Connectors

- For splicing copper to copper, copper to aluminum, and aluminum to aluminum conductors.
- Solid center barrier wall prevents contact between conductors.



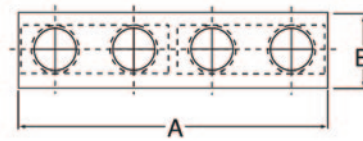
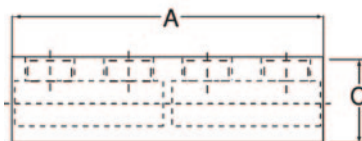
Fig. 1



Fig. 2



E26130



Catalog Number	Fig. No.	Conductor Range	Pcs. Per Ctn.	Weight Per 100.	Dimensions			NAED UPC No. 632591-
					A	B	C	
SR-2	1	2-14	10	10.0	1.38	0.50	0.56	71579-9
SR-0	1	1/0-14	10	12.0	1.91	0.75	0.75	71577-5
SR-250	2	250-6	10	47.0	3.94	1.00	1.13	71580-5
SR-350	2	350-6	10	50.0	4.19	1.13	1.19	71582-9
SR-500	2	500-3/0	3	64.0	5.00	1.38	1.50	71583-6
SR-750	2	750-250	2	90.0	6.25	1.63	1.75	71584-3



GALVAN CATALOG CROSS REFERENCE SECTION

Cross Reference is to be used as an aid in selecting products from GALVAN that are similar to the products of other manufacturers. All Information should be verified by the user.



GALVAN CATALOG CROSS REFERENCE SECTION



Copper

Note: RUS accepts 10 and 13 mils of copper coating. Please refer to page 5.

Galvan	nVent	Hubbell	Joslyn	So. GRD
5005	-	-	-	-
5006	-	-	J8326	C126
5008L	611380	C611380	J8328	C128
5010L	611300	C611300	J8330	C1210
6255	N/A	C615855	J8335	-
6255-10M	615850	-	-	C585
6256	N/A	-	J8336	-
6258	615880	C615880	J8338	C588
6258G13	615883	C615883	-	C58813
6260G13	615803	-	-	-
6260	615800	C615800	J8340	C5810
6262	615812	-	-	-
7508	613480	C613480	J8348	C348
7510	613400	C613400	J8350	C3410
1010	614400	-	J8370	C110

See page 6 for product information.



Sectional

Note: RUS now accepts 10 and 13 mils of copper coating. Please refer to page 5.

Galvan	nVent	Hubbell	Joslyn	So. GRD
5008LS	631380	C631380	-	-
5010LS	631300	C631300	-	-
6258S	635880	C635880	J9158	CS588
6258G13S	635883	C635883	J9158-13	-
6260S	635800	C635800	J9160	CS5810
7508S	633480	C633480	J9168	CS348
7510S	633400	C633400	J9170	CS3410
1010S	634400	-	J9190	-

See page 6 for product information.



Galvanized

Galvan	nVent	Hubbell	Joslyn	So. GRD
GR5005	811350	8565	J5315	Z125
GR5006	-	8566	J5316	Z126
GR5008	-	8568	J5318	Z128
GR6255F	815850	-	-	Z585
GR6256F	815860	8576	J5326	Z586
GR6258 (UL)	-	-	-	-
GR6258F (UL)	815880	8578	J5328	ZZ588
GR6258FP (UL)	815889	-	-	-
GR6250F (UL)	815800	8580	-	Z5810
GR7508F (UL)	813480	8618	J5338	Z348
GR7510F (UL)	813400	8620	J5340	Z3410
GR1010F (UL)	814400	-	-	Z110

See page 7 for product information.

Note: Most competitor's galvanized rods are not listed. Verify before purchasing to see if the rods are listed. Refer to page 7.



GALVAN CATALOG CROSS REFERENCE SECTION

Stainless Steel

Most competitors stainless steel ground rods are not listed. Check before purchasing to verify the ground rods are listed.

Galvan	nVent	Joslyn	So. GRD
S6256	-	-	-
S6258F	685880	-	SS588
S6260F	685800	-	SS5810
S6260SF	685880S	-	-
S6212	-	-	-
S7510F	683400	-	SS3410
S7510SF	683400S	-	-
S1010F	-	-	-
S1010SF	-	-	-

See page 8 for product information.

Galvan	nVent	Joslyn	So. GRD
GRC-58G	GCC58	J26512	58CCZ
GRC-34G	-	-	-

See page 14 for product information.

Galvan	nVent	Joslyn	So. GRD
GRC-34SS	-	-	-

See page 14 for product information.

Galvan	nVent	Joslyn	So. GRD
GRC-58SST	GSC58	-	-
GRC-34SST	-	-	-

See page 14 for product information.

Galvan	nVent	T&B Chance	Hubbell/	Joslyn	So. GRD
50-LC	CR12S	50LC	CTC12	J-9180	12C
60-C	CR58	60C	CTC58	J9182	58C
70-C	CR34	70C	CTC34	J9183	34C
80-C	CR100	80C	-	-	-

See page 14 for product information.

Galvan	nVent	T&B Chance	Hubbell/	Joslyn	So. GRD
50-TC	CC12F	-	CCC12	-	12DC
60-TC	CC58	60CNT2	CCC58	-	58DC
70-TC	CC34	70CNT	CCC34	-	34DC

See page 14 for product information.



Galvan	nVent	T&B	Penn Union	Hubbell/Chance	Joslyn
50-LDS	DS12S	50LDS	P50DS	CTDH 12	J-9185
60-DS	DS58	60DS	P60DS	CTDH 58	J-9186
70-DS	DS34	70DS	P70DS	CTDH 34	J-9187
80-DS	DS1	80DS	P80DS	-	-

See page 15 for product information.



Galvan	nVent	T&B	Penn Union	Hubbell/Chance	Burndy
G-3	CP38	G3	-	-	-
G-4 (use G-5)	CP12	G4	CEB-1	GC-4	GRC12
G-5* (RUS)	CP58	G5	CEB-2	GC-5	GRC58
G5P (plated)	S68	-	-	-	-
G-6 (use SRC)	CP34	G6	CEB-3	GC-6	GRC34
JAB12H	HDC12	JAB12H	CAB-1	-	GRD12
JAB58H	HDC58R	JAB58H	CAB-2	-	GRD58
JAB58HH	HDC58	-	-	-	-
JAB34H	HDC34	JAB34H	CAB-3	-	GRD34
JAB1H	HDC1	JAB1H	-	-	-
SRC	CP34	-	-	-	-
SRC-SS	SP-58	-	-	-	-

Note: Galvan's G-5 and SRC are UL listed for copper, galvanized and stainless steel grounds rods, and listed for rebar and are range taking. Please see pages 12 and 13.



Galvan	nVent	T&B	Penn
GC	CWP1J	J	8100
GCJ	CWP1JJ	JJR	-
DCG	ZWP1J	BJ1	-
JD	CWP1JU	JD	-
JD2	CWP2JU	J2D	-
GC2	CWP2J	J2BB	8101
G2124	CWP4J	J2124	8102
G4146	CWP6J	J6	-

See page 16 for product information.



Galvan	nVent	T&B	Penn
K1	-	K1	8201
K3	-	K3	-
KUL	-	KUL	-

See page 21 for product information.



GALVAN CATALOG CROSS REFERENCE SECTION



Galvan	nVent	T&B	Joslyn
CC167P	-	-	CC167P

See page 21 for product information.



Galvan	Fargo/ Hubbell	Joslyn/ MacLean	nVent	T&B
VC-6SH	—	BV6	—	—
VC-2S	GC-5002S	BVC-2S	—	VGC12
VC-20	GC-5020	BVC-20	—	VGC2020
VC-20S	GC-5020S	BVC-20S	VC-20S	VGC3020
VC-40	GC-5040	BVC-40	—	VGC4040

See page 19 for product information.



Galvan	Blackburn /T&B	Penn Union	Burndy	Anderson	Dossert
TTC-2	TTC2	GSE-020	EQC632C	GTCL-34A	
TTC-3	TTC3	GSE-C1		GTCL-23A	TGC8-50
TTC-4	TTC4				
TTC-2P	TTC2P				
TTC-3P	TTC3P	GSE-C1TN		GTC23A-TP	TGC8-50SN
TTC-4P	TTC4P				

See page 19 for product information.

GALVAN CATALOG CROSS REFERENCE SECTION



Galvan	IlSCO	NSI	Penn Union	Burndy	Greaves	Homac	T&B
LA-2	TA-2	2T	LA-2	KA-2U	-	-	ADR-2
LA-6	TA-6S	-	LA-6	KA-6U	-	-	ADR6
LA-1/0	TA-0	0T	LA-0	KA-25U	A-1/0	-	ADR11
LA-2/0	TA-2/0	-	LA-2/0	KA-26U	A-2/0	-	ADR21
LA250	TA-250	250T	LA-250	KA-29U	A-250	A-250	ADR25
LA-300	TA-300	300T	-	KA-30U	A-300	A-300	ADR30
LA-350	TA-350	350T	LA-350	KA-31U	A-350	A-350	ADR35
LA-500	TA-500	500T	LA-500	KA-34U	A-500	A-500	ADR50
LA-600	TA-600	600T	LA-600	KA-36U	A-600	A-600	ADR60
LA-800	TA-800	800T	LA-800	KA-40U	A-800	A-800	ADR80
LA-1000	TA-1000	-	LA-1000	KA-44U	A-1000	-	ADR-99

See page 25 for product information.



Galvan	IlSCO	NSI	Penn Union	Burndy	Greaves	Homac	T&B
DLA-1/0	AU-0	-	L2A-0	K2A-25U	AA-1/0	-	ADR11-21
DLA-2/0	AU-2/0	2-2/0T	-	K2A26U	AA-2/0	-	ADR21-21
DLA-250	AU-250	2-250T	L2A-250	K2A-29U	AA-250	AD-250D	ADR25-21
DLA-350	AU-350	2-350T	LA-350	K2A-31U	AA-350	-	ADR35-21
DLA-600	AU-600	2-600T	L2A-600	K2A-36U	AA-600	AD-600D	ADR60-21
DLA-800	AU-800	2-800T	L2A-800	K2A-40U	AA-800	-	ADR80-21
DLA-1000	AU-1000	2-1000T	L2A-1000	K2A-44U	AA-1000	-	ADR99-21

See page 26 for product information.



GALVAN CATALOG CROSS REFERENCE SECTION



Galvan	IlSCO	NSI	Penn Union	Burndy	Greaves	Homac	T&B
2ABV-750	PB2-750	-	PB2-750	K11A-39U-2	AQ2-750	-	ASL-75-22

See page 28 for product information.



Galvan	IlSCO	NSI	Penn Union	Burndy	Greaves	Homac	T&B
3ABV-500	-	-	-	-	-	-	ASL60-21
3ABV-600	PB3-600	-	PB3-600	K21A-36U-2	AQ3-600	-	ASL-60-32
3ABV-750	-	-	PB3-750	-	AQ3-750	-	ASL-75-32

See page 28 for product information.



Galvan	IlSCO	NSI	Penn Union	Burndy	Greaves	Homac	T&B
4ABV-500	-	-	-	-	-	-	-
4ABV-600	PB4-600	-	PB4-600	K22A-36U-2	AQ4-600	-	ASL-60-42
4ABV-750	PB4-750	-	PB4-750	K22A-39U-2	AQ4-750	-	ASL-75-42

See page 28 for product information.



Galvan	IlSCO	NSI	Penn Union	Burndy	Greaves	Homac	T&B
6ABV-500	-	-	-	-	-	-	-
6ABV-750	-	-	-	-	-	-	-

See page 28 for product information.



Galvan	IlSCO	NSI	Penn Union	Burndy	Greaves	Homac	T&B	Galvan
SR-0	SPA-0	-	SR-0	AMS-0	ABS-1/0	-	ASR-1108	SR-0
SR-2	SPA-2	-	SR-2	AMS-2	ABS-2	-	ASR-0214	SR-2
SR-250	SPA-250	-	SR-250	AMS-250	ABS-250	-	ASR-2506	SR-250
SR-350	SPA-350	-	SR-350	AMS-350	ABS-350	-	ASR-3504	SR-350
SR-500	SPA-500	-	SR-500	AMS-500	ABS-500	-	ASR-6041	SR-500
SR-750	SPA-750	-	SR-750	AMS-750	ABS-750	-	-	SR-750
SR-1000	SPA-1000	-	-	AMS-1000	-	-	-	SR-1000

See page 29 for product information.

GALVAN CATALOG CROSS REFERENCE SECTION



Galvan	IlSCO	NSI	Penn Union	Burndy	Greaves	Homac	T&B	Galvan
A-2	-	APS02	-	-	-	-	APS02	A-2
A-4	AK-4/0	APS04	-	-	-	-	APS04	A-4
A-6	AK-6	APS06	-	KSA-6	-	-	APS06	A-6
A-1/0	AK-1/0	APS11	SWA-7	KSA-1/0	-	-	APS11	A-1/0
A-2/0	AK-2/0	APS21	SWA-8	KSA-2/0	-	-	APS21	A-2/0
A-4/0	AK-4/0	-	SWA-10	KSA-4/0	-	-	APS41	A-4/0
A-350	AK-350	APS350	SWA-11	KSA-350	-	-	APS350	A-350
A-500	AK-500	APS500	SWA-12	KSA-500	-	-	APS500	A-500

See page 23 for product information.



Galvan	IlSCO	NSI	Penn Union	Burndy	Greaves	Homac	T&B	Galvan
K-1	-	-	-	KS-23	-	-	1H	K-1
K-1	IK-2	N-2	S-2	KS-22	A-7	E 2 D	2H	K-1
K-4	IK-4	N-4	S-4	KS-20	A-5	E 4 D	4H	K-4
K-6	IK-6	N-6	S-6	KS-17	A-3	E 6 D	6H	K-6
K-8	IK-8	N-8	-	KS-15	A-2	-	8H	K-8
K-10	IK-10	N-10	S-10	KS-90	A-1	-	9H	K-10
K-1/0	IK-1/0	N-1/0	S-1/0	KS-25	A-10	E 1/0 D	10H	K-1/0
K-2/0	IK-2/0	N-2/0	S-2/0	KS-26	A-11	E2/0 D	20H	K-2/0
K-3/0	IK-3/0	N-3/0	-	KS-27	-	E 3/0 D	-	K-3/0
K-250	IK-250	N-250	S-4/0-250	KS-29	A-14	-	40H	K-250
K-350	IK-350	N-350	S-350	KS-31	A-15	E 350 D	350M	K-350
K-500	IK-500	N-500	S-500	KS-34	A-16	-	500M	K-500
K-750	IK-750	N-750	-	KS-39	A-17	E 750 D	750M	K-750

See page 22 for product information.



Galvan	IlSCO	NSI	Penn Union	Burndy	Greaves	Homac	T&B	Galvan
S-1	SK-2	-	SW-6	KSU-23	-	-	1HPS	S-1
S-2	SK-3	-	SW-6	KSU-22	A-8-SP	-	2HPS	S-2
S-4	SK-4	N-4SP	SW-5	KSU-20	A-5-SP	-	4HPS	S-4
S-6	SK-6	N-6SP	SW-4	KSU-17	A-3-SP	E6-GP D	6HPS	S-6
S-1/0	SK-1/0	N-1/0SP	SW-7	KSU-25	A-10-SP	-	10HPS	S-1/0
S-2/0	SK-2/0	N-2/0SP	SW-8	KSU-26	A-11-SP	-	20HPS	S-2/0
S-3/0	SK-3/0	N-3/0SP	SW-9A	-	-	-	30HPS	S-3/0
S-250	SK-4/0	-	SW-10	KSU-29	A-14-SP	-	40HPS	S-250
S-350	SK-350	N-350-SP	SW-11	KSU-31	A-15-SP	-	350HPS	S-350
S-500	SK-500	N-500-SP	SW-12	KSU-34	A-16-SP	-	500HPS	S-500

See page 23 for product information.



TERMS AND CONDITIONS

1. Definitions

"Seller" means GALVAN INDUSTRIES, INC.; "Buyer" means the company, person or other entity who is the purchaser of the Goods; "Goods" means any goods or materials ordered and sold pursuant to the terms and conditions set forth herein.

2. Price

Unless otherwise stated, price of the Goods shall be the price in effect at the date and time of shipment. Seller reserves the right to adjust price based on volume purchases; any discounts allowed for volume purchases will be in the Seller's sole discretion. Price does not include any sales, use, excise or similar taxes which shall be added to the price of the Goods and shall be the responsibility of Buyer. Unless otherwise stated, minimum order is \$125.00 (excluding freight) on any single order. Each shipment will be separately invoiced.

3. Payments Terms

Terms of payment are net thirty (30) days. Interest on late payments shall be applicable at the rate of one and one-half percent (1.5%) per month or an annual percentage rate of eighteen (18%) per annum. In addition, Buyer shall be obligated for Seller's reasonable attorneys' fees that may be incurred by Seller to collect any sums due Seller hereunder. Seller reserves the right to apply any payments received from Buyer to any outstanding invoice of Seller in Seller's sole discretion.

4. Freight

The purchase price of the Goods shall be F.O.B. shipping point with respect to orders of equal to or greater than the present pre-paid dollar amount to a single destination. If Buyer specifies a more costly routing and/or handling than would be normally applicable, or if priority shipping is requested, total shipping charges are chargeable to Buyer regardless of freight allowance terms. In situations of "prepay and add" Galvan is unable to provide a copy of the actual freight bill due to agreements with our carriers regarding rate disclosure confidentiality.

5. Delivery

- (a) Seller's place and point of delivery shall be deemed to be delivery to a carrier at Seller's plant in Harrisburg, N.C., or such other designated shipping point designated by Seller. If Buyer fails to furnish complete shipping directions to Seller within a reasonable time of placing the order, Seller, in Seller's discretion, may make necessary shipping arrangements with a carrier selected by Seller, the cost of which shall be paid by Buyer.
- (b) If and to the extent a delivery date is stated, it is the estimated delivery date only. All accepted orders, whether or not delivery dates are specified thereon, shall be subject to delays or failures in manufacture or delivery due to causes beyond the control of Seller or carrier. Buyer's obligations shall continue notwithstanding any delay in delivery, provided if performance by Seller is prevented in whole or in part for a period of three (3) consecutive months, then in such event Seller or Buyer (provided Buyer is not responsible for the delay) may cancel any order that has not been shipped as of such date.
- (c) If Buyer is unable for any reason to accept delivery of the Goods according to the mutually established schedule, Seller at its option and after three (3) days written notice to Buyer may place the Goods in storage, in which event Buyer shall pay any and all storage or other related costs. If Buyer fails to accept any delivery or part thereof, then Seller may at its option treat such failure as a breach of this Agreement and exercise any and all remedies available to it pursuant to the terms and conditions set forth herein or available to it as a matter of law.

6. Credit

Seller's obligations are at all times subject to Seller's approval of Buyer's credit standing. Upon request, Buyer shall furnish Seller such credit information as may be customary and as may be reasonably requested by Seller. Seller, at its discretion, reserves the right to require payment in advance or C.O.D. and/or otherwise modify credit terms. If at any time Buyer is past due with respect to amounts due Seller, Seller at its option (without liability or prejudice to any other remedies), may decline to ship, or stop any Goods in transit, until such time Seller receives payment in full of all amounts owing to it by Buyer or otherwise receives assurances satisfactory to Seller of such payment.

7. Risk of Loss

Risk of loss or damage to the Goods shall be solely that of Buyer upon delivery to a carrier for shipment; any loss or damage subsequent to such delivery shall not be the responsibility of Seller, provided further any such loss shall not release Buyer from Buyer's obligation to pay for the Goods. Any claim for damage or loss in transit must be asserted by Buyer against the carrier.

8. Warranty

Seller warrants that the Goods will conform to the description stated herein subject to tolerances and variations consistent with current trade practices, testing and inspections methods. Seller makes no other warranties hereunder, expressed or implied. Seller specifically disclaims any implied warranties of merchantability or fitness for a particular purpose.

9. Claims

- (a) Buyer shall inspect the Goods immediately upon receipt. Any claim that the Goods have been damaged or otherwise do not conform must be made to Seller in writing within ten (10) days of receipt of such Goods by Buyer. All claims for defective or non-conforming Goods must be submitted in writing to Galvan Industries, Inc., accompanied with a copy of the signed bill-of-lading noting the damage/shortages, and any other information (photos, etc) supporting your claim. PO Box 369, Harrisburg, NC 28075. In the absence of such notice, the Goods shall be deemed to be accepted by Buyer.
- (b) With respect to any valid claims properly submitted hereunder, Buyer's exclusive remedy and Seller's sole liability shall be limited to Seller repairing or replacing Goods that do not conform to specifications, or at Seller's sole option refunding the purchase price of the Goods. In no event shall Seller have any liability to damages in connection with the sale of the Goods in an amount exceeding the purchase price of the Goods sold. Seller shall have no liability for any consequential, special or indirect damages.
- (c) Claims for quantity deviations or unit pricing errors are deemed waived unless submitted in writing within thirty (30) days of notice of invoice.

10. Quotations

Quotations, based on plans and specifications, are Seller's interpretation of the requirements and include only the material described and listed on the quotation unless otherwise stated. Quotations will be in writing and unless otherwise specified will remain in effect for a period of thirty (30) days from issue date. Formal written purchase orders for work covered by any quotation submitted must be received within forty-five (45) days from the date of quotation. Prices and inventory classifications are subject to changes without notice, and are those in effect at the time of shipment.

11. Errors

Galvan reserves the right to correct at any and all times any errors and omissions relating to any component or item upon which a purchase order may be based, including, but not limited to, clerical or stenographic errors or omissions as may relate to quotations, price, catalog and other materials supplied by Galvan, or other terms and conditions as reasonably determined by Seller.

12. Returns

Goods may be returned for credit upon request and upon Seller's approval for return authorization. Any returned items are subject to reasonable restocking charges which shall be deemed to be twenty-five percent (25%) of the price of the Goods returned. Any returned items must be in saleable condition, in the original standard packages, and conform to current catalog descriptions. All returned material is to be shipped to seller freight prepaid. Unless otherwise stated, these terms and conditions govern the purchase and sale of the Goods. All terms and conditions, including price, are subject to change without notice as to any Goods not shipped as of the effective date of such change.

13. Cancellation

Orders received and accepted by Seller may not be cancelled or changed subsequent to delivery, prior to that date such orders received and accepted by Seller with the written permission of Seller. Any cancellation or change shall be subject to applicable charges for labor, material, and other costs actually incurred by Seller.

14. Seller's Remedies

If Buyer cancels this Agreement prior to shipment for any reason, without Seller's consent, Buyer shall pay Seller for all costs and expenses incurred by Seller, including the cost of all work executed or performed; any special engineering costs and commitments made by Seller prior to the time of cancellation; and all other incidental and storage costs incurred prior to resale.

15. Binding Nature

These terms and conditions shall be binding upon the parties hereto, their successors and assigns.

16. Authority

Any person, employee or agent otherwise acting on behalf of Buyer hereunder shall be deemed to have full authority to act on behalf of Buyer which Seller may rely on exclusively without further inquiry.

17. Governing Law

This Agreement shall be construed in accordance with and governed by laws of the state of North Carolina.

Sales Training Videos

See them all at <https://galvanelectrical.com/product-video/>



For UL-listed galvanized and copper-coated ground rods



For Galvan G-5 and SRC universal ground rod clamps



For Galvan's low-cost IBBZ intersystem bonding bridge



Galvan Industries, Inc.
is a veteran-owned,
100% American-owned company.



GALVAN INDUSTRIES, INC.

Electrical Products Division
www.galvanelectrical.com

P.O. Box 369, 7315 Galvan Way, Harrisburg, NC 28075
Phone: 704-455-5102 • Fax: 704-455-5215 • orders@galvanelectrical.com

Copyright © GALVAN INDUSTRIES, INC. All Rights Reserved



AD
Together, we win.



NATIONAL ASSOCIATION OF
ELECTRICAL DISTRIBUTORS



**G
A
L
V
A
N

I
N
D
U
S
T
R
I
E
S
,

I
N
C
.**

**E
D
I
T
I
O
N

2
0
2
6**

