GALVAN ELECTRICAL PRODUCTS

MADE IN USA

100% AMERICAN OWNED

GALVAN INDUSTRIES, INC.

AD Together, we win.

IMARK GROUP Member Owned. Member Governed.

NAED National Association of Electrical Distributors

GET THE ORDER WITH GALVAN

It's easy to sell Galvan's most popular products. They have advantages that competitors can't match. Use the notes below to make the most of your sales opportunities.

MADE IN USA

G-5 and SRC Grounding Clamps

Most acorn ground rod clamps are NOT listed for galvanized or stainless steel ground rods. Galvan G-5 and SRC clamps are listed for copper, galvanized, stainless, and rebar.

Key selling proposition: **"I can sell you a clamp that is UL-listed for copper-coated, galvanized and stainless steel ground rods, and rebar, for the same cost as that other clamp that's only listed for copper-coated rods."**

IBBZ Intersystem Bonding Bridge Connectors

Galvan's **low-cost** IBBZ **meets all requirements for NEC 250.94** for Intersystem Bonding Termination of up to four wires, solid or stranded. Its protective plastic cover snaps into place.

Key selling proposition: **"I can sell you a cost-saving intersystem bonding bridge that is quicker and easier to install. There is no cover screw to lose in the field and the color matches the panel board."**

MADE IN USA

Galvan UL-Listed Galvanized Ground Rods

Our UL-Listed hot-dip galvanized ground rods **meet all requirements of the NEC code**, not just length but also diameter, which can't be accurately measured without proper equipment.

Key selling proposition: **"I can sell you a UL-listed galvanized ground rod that you know is fully code-compliant for the same cost as that non-listed rod."**

Watch sales training videos at https://galvanelectrical/product-video/

MADE IN USA 100% AMERICAN OWNED

VETERAN OWNED

Galvan Industries, Inc.
www.galvanelectrical.com · 704-455-5102

TABLE OF CONTENTS

By Product Category

Ground Rods 6-9
Ground Rod Kits 10
Ground Plates & Ground Rod Driver 11
Ground Rod Clamps 12-13
Ground Rod Couplings 14
Aluminum Pipe Clamps & Intersystem Bonding Bridge 15
Pipe Ground Clamps 16-18
Utility 19-20
Bonding & Grounding Connectors 21
Split Bolts 22-23
Insulation Piercing Connectors 24
Dual Rated Mechanical Connectors 25-27
Aluminum Panel Board Connectors 28
Aluminum Mechanical Splices 29
Lay-in Connectors 30
Aluminum Tap Connectors 31
Multi-Tap Connectors 32-33
Aluminum Compression Connectors and Splices 34-35
Copper Compression Connectors 36-39
Copper Compression Splices 40-41
Copper Mechanical Connectors 42-43
Oxide Inhibitor 44
Compression Tools 45-46
Cross Reference 47-65
Terms and Conditions 66

2ABV 28
2CLA 35
3ABV 28
4ABV 28
6ABV 28
A 23
C (solid copper rods) 9
CC (figure 8) 21
CC (1 hole compression lug) 36
CCB 38
CCBL 39
CCIT 46
CCL 37
CLA 34
CF 42
CFS 42
CMIT 45
CO-OX 44
CR 11
CSL 41
CSS 40
DCG 16
DGC 20
DLA 26
Drive Studs 15
FLC 43
G (acorn clamps) 13
GC (dual-rated pipe clamps) 15
GC (ground clamps for rigid conduit) 17
GC (water pipe clamps) 16-18
GGPT 31
GH 17
GLH 17
GP (ground plates) 11
GRC (Ground Rod Coupling) 14
GRD 11
Ground Rods 6-9
IBBZ / IBBCU 15
IPC 24
IPL 33
IPLD 33
ITO 33
ISR 33
JAB (Heavy duty rod clamps) 13
JD 16
JRD 16
K (bonding clamp) 21
K (copper split bolts) 22
KCCA 21
KUL 21
L1 25
L2 26
L3 27
L4 27
LA 25
LI 30
LIC 30, 43
PAC 20
PV 28
S (tin plated copper split bolt) 23
SA 35
SR 29
SRC 12
SRC-SS 12
TC 31
TTC 19
Tools 45-46
VC 19
VC (Transformer Ground Connectors) 19

Cross-Reference 47-65

Copyright © 2020 GALVAN INDUSTRIES, INC. All Rights Reserved.

UL-Listed Galvan Gold Series Galvanized Ground Rods

Cost Savings and Code Compliance Since 2004

Since Galvan industries brought the first UL-Listed galvanized ground rod to market in 2004, electrical contractors and inspectors now think differently about ground rods.

Today's contractors see listed galvanized ground rods as a cost-saving, easier-driving alternative to full-size rods. A listed galvanized rod also gives contractors the flexibility to choose a safe, code-compliant product with either copper-bonded or galvanized corrosion protection, depending on their needs.

Many inspectors now ask contractors to leave a shovel-full of dirt away from the top of the rod for inspections. When the listing symbol is visible on any ground rod, they know it meets code. When there is no visible listing mark, it is impossible to know if a driven rod meets NEC requirements, especially for length.

Our color-coded ground rods eliminate errors

Galvan also pioneered the color coding of ground rods to help ensure that our customers get the right ground rod every time. Different colors indicate different diameters. The colors are painted on the pointed rod ends, eliminating inventory and installation mistakes.

Copper Rods - Color Code

DIAMETER	COLOR	UL LISTED
1/2"	green	NO
1/2"	orange	LISTED
5/8"	red	NO
5/8"	copper/brn	LISTED/ 10 Mil
5/8"	yellow	LISTED/ RUS/13 Mil
3/4"	black	LISTED
1"	No Color	LISTED

Galvanized Rods - Color Code

DIAMETER	COLOR	LISTED
1/2"	green	NO
5/8"	copper/brn	LISTED
5/8"	yellow	LISTED
3/4"	black	LISTED
1"	No Color	LISTED

CURRENT CODES AND STANDARDS FOR GROUND RODS

As information for our customers, we have included below the current NEC, NESC and RUS requirements for electrical ground rods. You can count on Galvan to meet them.

NEC 2011, 2014, 2017 AND 2020 EDITION

250.52.A Grounding Electrodes / Electrodes Permitted for Grounding
(5) Rod and Pipe Electrodes. Rod and pipe electrodes shall not be less than 2.44 m (8 ft) in length and shall consist of the following materials.
(b) Rod-type grounding electrodes of stainless steel and copper or zinc coated steel shall be at least 15.87 mm (5/8 in.) in diameter, **unless listed**.

250.53.A Grounding Electrode System Installation / Rod, Pipe, and Plate Electrodes
(2) Supplemental Electrode Required. A single rod, pipe, or plate electrode shall be supplemented by an additional electrode of a type specified in 250.52(A)(2) through (A)(8). The supplemental electrode shall be permitted to be bonded to one of the following:
(1) Rod, pipe, or plate electrode
(2) Grounding electrode conductor
(3) Grounded service-entrance conductor
(4) Non-flexible grounded service raceway
(5) Any grounded service enclosure

Exception: If a single rod, pipe, or plate grounding electrode has a resistance to earth of 25 ohms or less, the supplemental electrode shall not be required.

(3) Supplemental Electrode. If multiple rod, pipe, or plate electrodes are installed to meet the requirements of this section, they shall not be less than 1.8 m (6 ft) apart.

NEC 250.70 Methods of Grounding and Bonding Conductor Connection To Electrodes.
Ground clamps shall be listed for the materials of the grounding electrode.

Informational Note: The paralleling efficiency of rods is increased by spacing them twice the length of the longest rod.

NATIONAL ELECTRICAL SAFETY CODE – 2017 EDITION

094B2 Grounding electrodes / Made Electrodes / Driven rods
(a) Driven rods may be sectional; the total length shall be not less than 2.44 (8 ft). Iron, zinc-coated steel, or steel rods shall have a diameter of not less than 15.87 mm (0.625 in). Copper-clad, stainless steel, or stainless steel-clad rods shall have a diameter of not less than 12.7 mm (0.5 in).

Copied by permission from NESC-2012 - IEEE 2012 National Electrical Safety Code® Copyright © 2012 IEEE. All rights reserved.

RURAL DEVELOPMENT UTILITIES PROGRAMS (RUS) – ELECTRIC PROGRAMS

LIST OF MATERIALS – Acceptable for Use on Systems of USDA Rural Development Electrification Borrowers; Informational Publication 202-1, Updated July 2015.

1. New sections for Ground Rods (item ai) have been added to the List of Materials for copper coatings of 10 mil minimum.
   a. Item ai – Rods, ground and Rods, ground, sectional
   b. New section added, **ai(1) – Rods, ground**
      i. Minimum 10 mil copper coating.
      ii. Must be Underwriters Laboratory (UL) listed and marked.
   c. New section added, **ai(3) – Rods, ground, sectional**
      i. Minimum 10 mil copper coating
      ii. Must be Underwriters Laboratory (UL) listed and marked.

Note: As of May 23, 2011, RUS Telecom no longer publishes a List of Materials for Telecommunications.

COPPER-BONDED GROUND RODS

Copper-Bonded Ground Rods

- Galvan's copper-bonded rods have a heavy, uniform coating of copper metallurgically bonded to a rigid steel core.
- Galvan color-codes the end of the rods to designate diameters to reduce errors.
- UL Listed rods have 10-mil minimum (254 microns) copper plating. UL/RUS models have 13-mil minimum of copper but 10-mil coating is acceptable.
- Meets NEMA GR-1
- Listed to UL-467 specification.
- Galvan manufactures copper-bonded rods under patent 6,527,934.
- Rods less than eight feet or less than 10 mils of copper, do not meet UL requirements, nor the National Electrical Code (NEC).
- RUS accepts 10 mils of copper. Please see page 5.
- **Made in USA.** **Veteran owned company.**

Catalog Number	Diameter X Length	Diameter X Length (metric) Approx.	Actual Diameter Inches	Matching Threadless Coupling	Sub & Master Bundle	Wt. Per 100 lb (kg)	NAED UPC No. 632591-	Color Code
5005	1/2" x 5'	12 mm x 1.5 m	0.471-0.481	–	5 / 100	325 (148)	61125-1	Green
5006	1/2" x 6'	12 mm x 1.8 m	0.471-0.481	–	5 / 100	389 (177)	61126-8	Green
5008L*	1/2" x 8'	12.8 mm x 2.4 m	0.500-0.510	50-TC	5 / 100	550 (250)	61138-1	Orange
5009L*	1/2" x 9'	12.8 mm x 2.7 m	0.500-0.510	50-TC	5 / 100	615 (280)	61309-5	N/A
5010L*	1/2" x 10'	12.8 mm x 3 m	0.500-0.510	50-TC	5 / 100	690 (313)	63130-3	Orange
6256	5/8" x 6'	13.8 mm x 1.8 m	0.539-0.549	–	5 / 100	480 (220)	61586-0	Red
6256-10M	5/8" x 6'	14.2 mm x 1.8 m	0.555-0.565	60-TC	5 / 100	510 (231)	61527-3	Copper
6258*	**5/8" x 8'**	**14.2 mm x 2.4 m**	0.555-0.565	60-TC	5 / 100	680 (308)	61588-4	Copper
6258G13**	5/8" x 8'	14.2 mm x 2.4 m	0.555-0.565	60-TC	5 / 100	680 (308)	61217-3	Yellow
6260G13**	5/8" x 10'	14.2 mm x 3 m	0.555-0.565	60-TC	5 / 100	850 (386)	61218-0	Yellow
6260*	**5/8" x 10'**	**14.2 mm x 3 m**	0.555-0.565	60-TC	5 / 100	850 (386)	61580-8	Copper
6260-CFE*	5/8" x 10'	15.9 mm x 3 m	0.625-0.635	–	5 / 100	1080 (490)	61523-5	Copper
6262*	5/8" x 12'	14.2 mm x 3.7 m	0.555-0.565	60-TC	5	1030 (467)	61474-0	Copper
6265*	5/8" x 15'	14.2 mm x 4.6 m	0.555-0.565	60-TC	5	1290 (585)	61475-7	Copper
7508*	3/4" x 8'	17.3 mm x 2.4 m	0.673-0.683	70-TC	5 / 50	1010 (459)	61548-8	Black
7510*	**3/4" x 10'**	**17.3 mm x 3 m**	0.673-0.683	70-TC	5 / 50	1255 (569)	61340-8	Black
7512*	3/4" x 12'	17.3 mm x 3.7 m	0.673-0.683	70-TC	5	1495 (680)	61476-4	Black
7515*	3/4" x 15'	17.3 mm x 4.6 m	0.673-0.683	70-TC	5	1887 (856)	61477-1	Black
1010*	1" x 10'	25.4 mm x 3 m	0.907-0.917	GRC-100GP	3 / 50	2223 (1010)	61440-5	N/A

Notes: * These rods are UL Listed. ** These rods are UL and have 13 mils minimum of copper.
RUS now accepts 10 mils of copper. Refer to page 5 for NEC, NESC and RUS code requirements.
For exothermic welds, visit www.thermoweld.com
See galvanized UL vs. copper-bonded rods video at https://galvanelectrical.com/product-video/

Copper-Bonded Sectional Ground Rods

- Threaded on both ends.
- Listed to UL-467 specification.
- RUS now accepts 10 mils of copper. Please see page 5.
- Meets NEMA GR-1
- Rods less than eight feet or less than 10 mils of copper, DO NOT meet UL requirements, nor the National Electrical Code (NEC).
- **Made in USA.** **Veteran owned company.**

Catalog Number	Diameter X Length	Diameter X Length (metric) Approx.	Actual Diameter Inches	Matching Coupling & Drive Stud	Sub & Master Bundle	Wt. Per 100 lb (kg)	NAED UPC No. 632591-	Color Code
5008LS*	1/2" x 8'	12.8 mm x 2.4 m	0.500-0.510	50-LC/50-LDS	5 / 100	550 (250)	63138-9	Orange
5010LS*	1/2" x 10'	12.8 mm x 3 m	0.500-0.510	50-LC/50-LDS	5 / 100	690 (313)	63130-3	Orange
6258S*	**5/8" x 8'**	**14.2 mm x 2.4 m**	0.555-0.565	60-C/60-DS	5 / 100	680 (308)	63588-2	Copper
6258G13S**	5/8" x 8'	14.2 mm x 2.4 m	0.555-0.565	60-C/60-DS	5 / 100	680 (308)	61121-3	Copper
6260S*	**5/8" x 10'**	**14.2 mm x 3 m**	0.555-0.565	60-C/60-DS	5 / 100	850 (386)	63580-6	Copper
6260G13S**	5/8" x 10'	14.2 mm x 3 m	0.555-0.565	60-C/60-DS	5 / 100	850 (386)	61491-7	Copper
7506S	3/4" x 6'	17.3 mm x 1.8 m	0.673-0.683	70-C/70-DS	5 / 50	756 (343)	61525-9	N/A
7506G13S	3/4" x 6'	17.3 mm x 1.8 m	0.673-0.683	70-C/70-DS	5 / 50	770 (350)	61524-2	N/A
7508S*	3/4" x 8'	17.3 mm x 2.4 m	0.673-0.683	70-C/70-DS	5 / 50	1010 (459)	63348-2	Black
7510S*	3/4" x 10'	17.3 mm x 3 m	0.673-0.683	70-C/70-DS	5 / 50	1255 (569)	63340-6	Black
1010S*	**1" x 10'**	**25.4 mm x 3 m**	0.907-0.917	80-C/80-DS	25	2223 (1010)	63440-3	N/A

Notes: S Suffix-Denotes sectional ground rod. UNC threads. * These rods are UL Listed. ** These rods meet UL and have 13 mils minimum of copper. RUS now accepts 10 mils of copper. Refer to page 5 for NEC, NESC and RUS code requirements.
For exothermic welds, visit www.thermoweld.com

Hot Dip Galvanized Ground Rods

- Outstanding corrosion resistance; high-strength immersed in pure molten zinc forming a rust-proof barrier metallurgically bonded to substrate of steel.
- Minimum zinc thickness 3.9 mils (99.06 microns) per ASTM A-123.
- Meets NEMA GR-1.
- Stamped for inspectability and traceability.
- Galvan color-codes the end of the rods to designate diameters to reduce errors.
- Listed to UL 467 specifications.
- **Made in USA.** **Veteran owned company.**

Notes: Rods less than 8' (96 inches) do not meet the requirements of UL, NESC nor NEC Codes.

Most competitors' galvanized grounds rods are NOT listed.

Catalog Number	Diameter X Length	Diameter X Length (metric) Approx.	Actual Diameter Inches	Rod Listing	Matching Coupling	Sub & Master Bundle	Wt. Per 100 lb (kg)	NAED UPC No. 632591-	Color Code
GR5005*	1/2" x 5'	12.4 mm x 1.5 m	0.484-0.500	N/A	GRC-12G	10 / 100	320 (146)	70731-2	Green
GR5006	1/2" x 6'	12.8 mm x 1.8 m	0.484-0.500	N/A	GRC-12G	10 / 100	385 (175)	70732-9	Green
GR5008	1/2" x 8'	12.8 mm x 2.4 m	0.484-0.500	N/A	GRC-12G	10 / 100	511 (232)	70733-6	Green
GR6254F	5/8" x 4'	15.9 mm x 1.2 m	0.625-0.640	N/A	GRC-625G	10 / 100	420 (191)	61526-6	–
GR6256	5/8" x 6'	14 mm x 1.8 m	0.543-0.555	N/A	GRC-54G	5 / 100	475 (216)	70701-5	–
GR6256F	5/8" x 6'	15.9 mm x 1.8 m	0.625-0.640	N/A	GRC-625G	5 / 100	630 (286)	61469-6	Yellow
GR6258	**5/8" x 8'**	**14.2 mm x 2.4 m**	0.543-0.555	UL	GRC-54G	5 / 100	635 (288)	70702-2	Copper
GR6258F*	**5/8" x 8'**	**15.9 mm x 2.4 m**	0.625-0.640	UL	GRC-625G	5 / 100	837 (380)	61407-8	Yellow
GR6250	5/8" x 10'	14 mm x 3 m	0.543-0.555	UL	GRC-54G	5 / 100	790 (359)	70703-9	Copper
GR6250F*	5/8" x 10'	15.9 mm x 3 m	0.625-0.640	UL	GRC-625G	5 / 100	1046 (475)	61468-9	Yellow
GR7508F*	3/4" x 8'	19.1 mm x 2.4 m	0.750-0.765	UL	GRC-34G	5 / 50	1205 (547)	61478-8	Black
GR7510F	3/4" x 10'	19.1 mm x 3 m	0.750-0.765	UL	GRC-34G	5 / 50	1505 (683)	61479-5	Black
GR1010F	1" x 10'	25.4 mm x 3 m	1.000-1.140	UL	GRC-100G	5 / 25	2700 (1225)	61484-9	–

Notes: * RUS Listed
For exothermic welds, visit www.thermoweld.com

See galvanized UL vs. copper-bonded rods video at https://galvanelectrical.com/product-video/

Owners of all older homes should consider having their ground rods/electrodes replaced by a licensed electrician.

Updating Residential Grounding

This installation may have met code in years past, but now needs to be updated. The single electrode of undetermined length should be replaced with two code-compliant grounding electrodes, unless testing proves just one has a resistance to ground of 25 ohms or less. Otherwise, there is a good probability that the house isn't well grounded which could be a danger to life and property. Watch our video: **See video at https://galvanelectrical.com/product-video/**

STAINLESS STEEL GROUND RODS

304 Solid Stainless-Steel Ground Rods

- Ideal for corrosive environments
- Excellent longevity in most soils
- Meets NEMA GR-1.
- Stamped for inspectability and traceability.
- Listed to UL-467 specification.
- 316 Stainless available upon request.
- **Made in USA.** **Veteran owned company.**

Catalog Number	Actual Diameter X Length	Diameter X Length (metric) Approx.	Diameter Inches	Rod Listing	Matching Coupling	Sub & Master Bundle	Wt. Per 100 lb (kg)	NAED UPC No. 632591-
S6255 (304)	5/8" x 5'	14.2 mm x 1.5 m	0.555-0.565	N/A	–	5 / 25	430 (195)	61508-2
S6258 (304)	5/8" x 8'	14.2 mm x 2.4 m	0.555-0.565	UL	–	5 / 25	690 (313)	61509-9
S6260 (304)	5/8" x 10'	14.2 mm x 3 m	0.555-0.565	UL	–	5 / 25	860 (390)	61510-5
S5008F (304)	1/2" x 8'	12.8 mm x 2.4 m	0.500-0.515	UL	GRC-12SS	5 / 25	560 (255)	61511-2
S5010F (304)	1/2" x 10'	12.8 mm x 3 m	0.500-0.515	UL	GRC-12SS	5 / 25	700 (318)	61485-6
S6258F* (304)	5/8" x 8'	15.9 mm x 2.4 m	0.625-0.635	UL	GRC-58SS	5 / 25	850 (386)	70745-9
S6260F (304)	5/8" x 10'	15.9 mm x 3 m	0.625-0.635	UL	GRC-58SS	5 / 25	1060 (481)	70726-8
S7508F* (304)	3/4" x 8'	19.05 mm x 2.4 m	0.750-0.765	UL	GRC-34SS	5 / 25	1200 (544)	61483-2
S7510F (304)	3/4" x 10'	19.05 mm x 3 m	0.750-0.765	UL	GRC-34SS	5 / 25	1500 (680)	70734-3
S1008F (304)	1" x 8'	25.4 mm x 2.4 m	1.000-1.020	UL	GRC-100SS	5 / 25	2160 (980)	61512-9
S1010F (304)	1" x 10'	25.4 mm x 3 m	1.000-1.020	UL	GRC-100SS	5 / 25	2700 (1225)	70710-7

Notes: * RUS Listed

304 Solid Stainless Steel Rods – Sectional



- Ideal for corrosive environments.
- Meets NEMA GR-1.
- 316 stainless available upon request. Contact factory.
- Excellent longevity in most soils.
- Stamped for inspectability and traceability.
- Listed to UL-467 specification.
- **Made in USA.** **Veteran owned company.**

Catalog Number	Actual Diameter X Length	Diameter X Length (metric) Approx.	Diameter Inches	Rod Listing	Matching Coupling	Sub & Master Bundle	Wt. Per 100 lb (kg)	NAED UPC No. 632591-
S6255S (304)	5/8" x 5'	14.2 mm x 1.5 m	0.555-0.565	N/A	GRC-58SST	5 / 25	430 (195)	61513-6
S6258S (304)	5/8" x 8'	14.2 mm x 2.4 m	0.555-0.565	UL	GRC-58SST	5 / 25	690 (313)	61514-3
S6260S (304)	5/8" x 10'	14.2 mm x 3 m	0.555-0.565	UL	GRC-58SST	5 / 25	860 (390)	61515-0
S6258SF (304)	5/8" x 8'	15.9 mm x 2.4 m	0.610-0.640	UL	GRC-58SST	5 / 25	850 (386)	61496-2
S6260SF (304)	5/8" x 10'	15.9 mm x 3 m	0.610-0.640	UL	GRC-58SST	5 / 25	1060 (481)	70725-1
S7508SF (304)	3/4" x 8'	19.05 mm x 2.4 m	0.735-0.765	UL	GRC-34SST	5 / 25	1200 (544)	61486-3
S7510SF (304)	3/4" x 10'	19.05 mm x 3 m	0.735-0.765	UL	GRC-34SST	5 / 25	1500 (680)	70759-6
S1008SF (304)	1" x 8'	25.4 mm x 2.4 m	0.985-1.015	UL	GRC-100SST	5 / 25	2160 (980)	61516-7
S1010SF (304)	1" x 10'	25.4 mm x 3 m	0.985-1.015	UL	GRC-100SST	5 / 25	2700 (1225)	70711-4

Notes: * RUS Listed. S Suffix-Denotes sectional ground rod. UNC threads

SOLID COPPER AND PIGTAIL GROUND RODS

Solid Copper Rods

- Listed to UL-467 specification.
- Manufactured from C11000 copper
- Excellent longevity in most soils.
- **Made in USA.** **Veteran owned company.**

Catalog Number	Diameter X Length	Diameter X Length (metric) Approx.	Actual Diameter Inches	Rod Listing	Sub & Master Bundle	Wt. Per 100 lb (kg)	NAED UPC No. 632591-
C5008	1/2" x 8'	12.8 mm x 2.4 m	0.500-0.515	UL	5 / 25	–	61517-4
C5010	1/2" x 10'	12.8 mm x 3 m	0.500-0.515	UL	5 / 25	–	61518-1
C6258	5/8" x 8'	15.9 mm x 2.4 m	0.623-0.627	UL	5 / 25	950 (431)	61488-7
C6260	5/8" x 10'	15.9 mm x 3 m	0.623-0.627	UL	5 / 25	1190 (540)	61489-4
C7508	3/4" x 8'	19.05 mm x 2.4 m	0.748-0.752	UL	5 / 25	1370 (621)	61519-8
C7510	3/4" x 10'	19.05 mm x 3 m	0.748-0.752	UL	5 / 25	1710 (776)	61490-0
C1008	1" x 8'	25.4 mm x 2.4 m	0.998-1.002	UL	5 / 25	2440 (1107)	61520-4
C1010	1" x 10'	25.4 mm x 3 m	0.998-1.002	UL	5 / 25	3040 (1379)	61521-1

Galvan Pigtail Ground Rods

Our pigtail rods make installation faster and safer. With Galvan pigtail ground rods, the grounding conductor is factory welded near the top of the rod, creating a permanent, corrosion-free bond. Galvan pigtail rods eliminate the safety hazards associated with exothermic welding in the field. They also reduce installation time.

- Solid or stranded ground wire brazed to copper-bonded or galvanized ground rod.
- Available in a wide variety of lengths and diameters.
- A superior alternative to exothermic welding in the field.
- Safety - installers do not have to worry about burns or inhaling chemical fumes from the welding process.
- Saves time in installation - no need to assemble molds or welding apparatus in the field.

Benefits of Selling Galvan Pigtail Rods

- A safer solution for the installer.
- Cost savings.
- Successful product - record sales for pigtail rods.

- **Made in USA.** **Veteran owned company.**

Contact the factory for a quotation on copper-bonded or hot-dip galvanized pigtail rods. Provide rod type, size, wire type, gage and length. (Example: 5/8”x8’ copper-bonded rod with 4’ of #6 bare solid copper pigtail to be attached 6” from the top or drive end of the rod.)

COPPER-BONDED GROUND ROD KITS

Ground Rod Electrode Kit (Galvan #6258R-Kit)

Kit contains:

- One threaded 5/8" coupling
- Two 4-foot copper-bonded ground rod electrodes, threaded on one end of each rod
- One threaded 5/8" drive stud
- One 5/8"UL-Listed ground rod acorn clamp

See video at https://galvanelectrical.com/product-video/

Features

- Proper assembly fully complies with UL 467
- NEC and NESC compliant
- NEMA GR1 compliant when assembled
- Standard threaded assembly; only five parts
- No compression components
- Install from ground elevation, safe and easy
- Easy shipping and handling
- Total weight: 8 lbs
- NAED UPC No. 632591-61501-3
- **Made in USA.**
- **Veteran owned company.**

Military Ground Rod Kit (Galvan # 6259M-Kit)

Type III, Class B 9-foot sectional ground rod for military use.

Kit contains:

- One (1) 60-DS-8 Drive Stud
- One (1) JAB58H ground rod clamp
- One (1) six-foot grounding cable of #6 stranded copper wire
- One (1) CF-35 ground terminal
- Three (3) 5/8" by 3' copper-bonded ground rod sections, threaded on one end, threaded and pointed on the other
- Three (3) 60-C threaded couplings

Features

- Standard threaded assembly, no compression components
- Install from ground elevation, safe and easy
- Total weight: 10 lbs
- **Made in USA.**
- **Veteran owned company.**

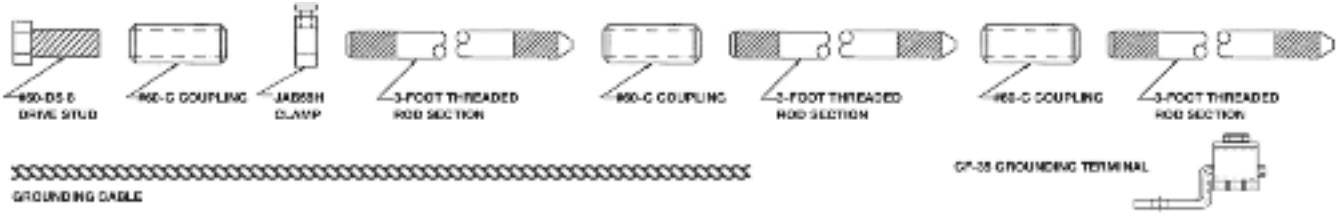

Ground Rod Driver

- For 5/8" or 3/4" copper-bonded and galvanized rods.
- High-quality materials, design and construction.
- Drives flush or below grade.
- No ladder, no kneeling.
- Safer than hammers.
- No mushrooming of rods.
- Also drives rebar.
- BEST OF ALL – economical enough to have one on every truck in your fleet!
- **Made in USA.**

Catalog Number	Description	Maximum Rod Diameter (in.)	Pcs. Per Ctn.	Wt. (lbs.)	NAED UPC No. 632591-
GRD-U	Ground rod driver body with universal insert for 5/8" and 3/4" rods	.75	1	23.0	61386-6
GRDI-U	Universal insert (replacement)	.75	1	6.0	61388-0
CR	cable retainer (replacement)	N/A	1	-	61389-7



See video at https://galvanelectrical.com/product-video/

Steel Ground Plates

- Manufacturered from solid 0.25" steel.
- Available in galvanized or bare steel.
- **Made in USA.** **Veteran owned company.**
- 2 sq.-ft. surface area.
- Suffix "C" denotes with Galvan ground rod clamp.
- Minimum zinc thickness 3.9 mils (per ASTM A-123)

Catalog Number	Description	Dimensions	Pcs. Per Ctn.	Wt. Per 100	NAED UPC No. 632591-
GP-G*	Galvanized Steel w/o connector	1/4" x 9-3/4" x 14-3/4"	4	1150.0	61362-0
GP-GC+	Galvanized Steel with connector	1/4" x 9-3/4" x 14-3/4"	4	1160.0	61363-7
GP-B	Bare Steel w/o connector	1/4" x 9-3/4" x 14-3/4"	4	1150.0	61364-4
GP-BC	Bare Steel with connector	1/4" x 9-3/4" x 14-3/4"	4	1160.0	61365-1

Notes: Meets NEC Code 250.52.A.7 and NESC Code 094.B.3.C.
NEC 250.53.H required to be installed not less than 30 inches below surface of the earth.
NESC 094 B3C required to be installed at a depth of not less than five (5) feet.
NEC 250.53(2) requires two electrodes unless a single electrode has a resistance to earth of 25 ohms or less.
+ GP-GC UL Listed. Connectors for GP-GC are shipped in a separate box
* GP-G Listed when used with #2AWG max conductor.

GROUND ROD CLAMPS

SRC Universal Ground Rod Clamp

- UL listed for copper-bonded, galvanized, and stainless steel ground rods, as per NEC 250.70.
- UL listed for #4, #5 and #6 rebar.
- UL listed for direct burial in earth and concrete with a stainless steel bolt.
- Performs the functions of economy, standard duty, heavy duty, and extra heavy duty.
- Able to withstand torque in excess of UL 467 requirements of 150 in/lb.
- RUS listed.
- **Made In USA.**

c UL us

One Clamp Fits 1/2", 5/8" and 3/4" Rod Diameters.

Catalog Number	Ground Rod Size, Inches	Rod Diameter Metric (Approx.)	Rebar Size	Wire Range AWG No. (CU)	Carton & Master Pack	Wt. Per 100 lb (kg)	NAED UPC No. 632591-
SRC	1/2 (0.500) to 3/4 (0.750) For Copper-Bonded, Galvanized and Stainless Steel	12.8 mm to 17.3 mm	#4 (1/2 inch) #5 (5/8 inch) #6 (3/4 inch)	10 AWG - 1/0	50/400	16 (7.3)	61344-6
SRC	3/4 F (0.750 - 0.765) Full Size Galvanized	19.1 mm		10 AWG Solid - 2 AWG Solid, 8 AWG Stranded - 1 AWG Stranded			

See sales video at https://galvanelectrical.com/product-video/

SRC-SS Stainless Steel Universal Ground Rod Clamp

- Made from 304 stainless steel.
- UL-Listed and marked for copper-bonded, galvanized, and stainless steel ground rods; also for #4, #5 and #6 (1/2", 5/8" and 3/4") rebar.
- UL-Listed in US and Canada for direct burial in earth and concrete.
- One size fits all.
- Patent pending.
- **Made In USA.**

UL

One Clamp Fits 3/8", 1/2", 5/8" and 3/4" Rod Diameters.

Catalog Number	Rod Diameter	Rod Diameter (metric) Approx.	Conductor Range	Master Pack	Wt. Per 100 lb (kg)	NAED UPC No. 632591-
SRC-SS	3/8" 1/2" 5/8" 3/4"	9.5 mm 12.8 mm 14.2 mm 17.3 mm	1/0 Str. - 10 Sol. 1/0 Str. - 8 Sol.	100	9 (4.1)	61499-3

Notes: When used with stainless steel ground rods, the wire range is #8 solid to #2 stranded.

Ground Rod Clamps (Hex-Head Tin-Plated)

- Bronze alloy or stainless steel hardware approved for direct burial in earth and concrete.
- Cast copper alloy body tin-plated with hex head bolt provides simple trouble-free connection at low cost on galvanized ground rods.
- **Made In USA.**

Catalog Number	Rod Diameter	Rod Diameter (metric) Approx.	Conductor Range	Sub & Master Pack	Wt. Per 100 lb (kg)	NAED UPC No. 632591-
G3P (Non-UL)	3/8"	9.5 mm	4 Str. - 10 Sol.	100 / 800	6 (2.7)	61135-0
G4P*	1/2"	12.8 mm	2 Str. - 10 Sol.	100 / 800	9 (4.1)	61219-7
G5P*	5/8-1/2"	12.8 mm to 14.2 mm	2 Str. - 10 Sol.	50 / 400	10 (4.5)	61220-3
G6P	3/4"	17.3 mm	2 Str. - 10 Sol.	50 / 400	11 (5.0)	61221-0

Notes: * RUS Listed and marked per RUS specification and traceability.

G-5 Ground Rod Clamps (Hex-Head)

- UL listed for copper-bonded, galvanized and stainless steel ground rod stamped on the clamp, as per NEC 250.70.
- UL listed for #4 (1/2" inch) rebar.
- UL listed for direct burial in earth and concrete with a stainless steel bolt.
- Cast copper alloy body with hex head bolt provides simple trouble-free connection at low cost.
- Able to withstand torque in excess of UL 467 requirements of 150 in/lb.
- **Made In USA.**

See sales video at https://galvanelectrical.com/product-video/

Catalog Number	Ground Rod Size, Inches	Rod Diameter (metric) Approx.	Rebar Size	Wire Range AWG No. (CU)	Carton & Master Pack	Wt. Per 100 lb (kg)	NAED UPC No. 632591-
G-5	1/2 (0.500) to 5/8 (0.625) For Copper-Bonded, Galvanized and Stainless Steel	12.8 mm to 15.9 mm	#4 (1/2 inch),	10 AWG - 2 AWG	50/400	10.0 (4.5)	70708-4
G-5	5/8 UL Galvanized (0.539 to 0.555)	14.2 mm		10 AWG - 2 AWG			
G-5	5/8 F Full Size Galvanized (0.625 - 0.640)	15.9 mm		10 AWG Solid- 2 AWG Solid, 10 AWG Stranded- 3 AWG Stranded			

Catalog Number	Rod Diameter	Rod Diameter (metric) Approx.	Sub & Conductor Range	Master Pack	Wt. Per 100 lb (kg)	NAED UPC No. 632591-
G-3 (Non-UL)	3/8"	9.5 mm	4 Str. - 10 Sol.	100 / 800	6.0 (2.7)	70706-0
G-4*(Use G-5)	1/2"	12.8 mm	2 Str. - 10 Sol.	100 / 800	9.0 (4.1)	70707-7
G-6* (Use SRC)	3/4"	17.3 m	2 Str. - 10 Sol.	50 / 400	11.0 (5.0)	70709-1

Notes: *-These items UL and CSA Listed in US and Canada for direct burial in earth and concrete.
-The G-6 fits all 3/4-inch diameter rods regardless of actual or nominal diameter.

Heavy-Duty Ground Rod Clamps (Hex-Head)

- Bronze alloy or stainless steel hardware both UL listed approved for direct burial in earth and concrete.
- Ground connection is secured by long bearing surface of clamp on ground wire.
- High-strength corrosion-resistant copper alloy.

All Heavy Duty clamps UL Listed for direct burial in earth and concrete.

- **Made In USA.**

Catalog Number	Rod Diameter	Rod Diameter (metric) Approx.	Conductor Range	Sub & Master Pack	Wt. Per 100 lb (kg)	NAED UPC No. 632591-
JAB12H	1/2"	12.8 mm	2 Str. - 10 Sol.	100 / 800	12.0 (5.4)	70715-2
JAB58H	5/8"	14.2 mm	1/0 Str. - 8 Sol.	50 / 400	13.0 (5.9)	70716-9
JAB58HH*	5/8"	14.2 mm	1/0 Str. - 8 Sol.	50 / 400	14.0 (6.4)	61311-8
JAB58HP	5/8	14.2 mm	1/0 Str. - 8 Sol.	50 / 400	13.0 (5.9)	61502-0
JAB34H	3/4"	17.3 mm	1/0 Str. - 8 Sol.	25 / 250	15.0 (6.8)	70717-6
JAB34HH	3/4"	17.3 mm	3/0 Str. - 8 Sol.	25 / 200	17.0 (7.7)	61495-5
JAB1H	1"	25.4 mm	4/0 Str. - 8 Sol.	50 / 400	25.0 (11.3)	70718-3

Notes: *-HH represents "Heavy duty hex head design screw 1/2" – 13 threads with 9/16" hex head.
-These items UL and CSA Listed except for JAB58HH and JAB34HH. JAB58H Listed for US and Canada - 7/16" -14 threads. -P designates tin plated.

GROUND ROD COUPLINGS

Refer to ground rod part number for appropriate coupling

Threadless Couplings for "Copper-Bonded" Rods - Cast Bronze

- Refer to ground rod part number for appropriate coupling.
- **Made In USA.**

Catalog Number	Listing	Ground Rod Diameter	Pcs. Per Ctn.	Wt. Per 100 lb (kg)	NAED UPC No. 632591-
50-TC*	C-CSA-US	1/2"	25	22.0 (10.0)	61344-6
60-TC**	CSA/RUS	5/8"	25	25.0 (11.3)	70724-4
70-TC*	UL/CSA	3/4"	10	40.0 (18.1)	61223-4
GRC-100CP***	NA	1"	10	90.0 (40.1)	61498-6

Notes: * For use with UL and/or CSA Listed copper-bonded rods only. ** For use with UL Listed copper-bonded rods only. *** This item copper plated steel and is not UL nor CSA listed.

Threaded Couplings for "Copper-Bonded" Sectional Rods - Cast Bronze

- Refer to ground rod part number for appropriate coupling.
- UNC Threads.
- **Made In USA.**

Catalog Number	Listing	Ground Rod Diameter (threads)	Pcs. Per Ctn.	Wt. Per 100 lb (kg)	NAED UPC No. 632591-
50-LC*	UL/CSA	1/2" (9/16"-12)	25	17.0 (7.7)	70735-0
60-C**	UL/RUS/CSA	5/8" (5/8"-11)	25	25.0 (11.3)	70720-6
70-C*	UL/CSA	3/4" (3/4" - 10)	25	40.0 (18.1)	70721-3
80-C*	UL/CSA	1" (1"-8)	25	100.0 (45.4)	70722-0

Notes: * UL and CSA Listed for US and Canada. ** UL, RUS and CSA Listed Made from high-strength corrosion-resistant copper alloy, tapped for use on all standard threaded sectional rods. Drive stud for threaded couplings on page 15.

Threadless Couplings for "Hot-Dip Galvanized" Rods - Plated Steel

- Refer to ground rod part number for appropriate coupling.
- **Made In USA.**

Catalog Number	Listing	Ground Rod Diameter	Pcs. Per Ctn.	Wt. Per 100 lb (kg)	NAED UPC No. 632591-
GRC-54G	UL	5/8" - trade	100	30.0 (13.6)	61134-3
GRC-625G	C-CSA-US	5/8" - full	100	30.0 (13.6)	61132-9
GRC-34G	C-CSA-US	3/4"	25	38.0 (17.2)	61133-6
GRC-100G	C-CSA-US	1"	10	90.0 (40.1)	61492-4

Notes: GRC-54G use with Galvan part # GR6258 and all 5/8 in. trade size rods (0.539-0.555 in. diameter).
GRC-625G use with all 5/8 inch full size rods (0.625-0.640 inch diameter)
GRC-34G use with all ¾ inch full size rods (0.750-0.769 inch diameter). * UL-Listed for US and Canada

Threadless Couplings for "Stainless Steel" Rods

- Material 303 –stainless steel.
- Refer to ground rod part number for appropriate coupling.
- **Made In USA.**

Catalog Number	Listing	Ground Rod Diameter	Pcs. Per Ctn.	Wt. Per 100 lb (kg)	NAED UPC No. 632591-
GRC-58SS	UL/CSA	5/8"	25	30.0 (13.6)	70683-4
GRC-34SS	C-CSA-US	3/4"	25	38.0 (17.2)	70684-1
GRC-100SS	C-CSA-US	1"	25	90.0 (40.1)	61493-1

Notes: CSA Listed for US and Canada
* UL-Listed for US and Canada

Threaded Couplings for "Stainless Steel" Rods

- Material 303 stainless steel.
- Refer to ground rod part number for appropriate coupling.
- UNC Threads.
- **Made In USA.**

Catalog Number	Listing	Ground Rod Diameter (threads)	Pcs. Per Ctn.	Wt. Per 100 lb (kg)	NAED UPC No. 632591-
GRC-58SST	UL/CSA	5/8" (5/8" - 11)	25	30 (13.6)	61122-0
GRC-34SST	C-CSA-US	3/4" (3/4" - 10)	25	38 (17.2)	61123-7
GRC-100SST	C-CSA-US	1" (1" - 8)	25	90 (40.1)	61494-8

Notes: Listed by CSA for US and Canada. Drive stud for threaded couplings on page 15.
* UL-Listed for US and Canada

Drive Studs For Threaded Couplings For Use On Copper-Bonded and Stainless Steel Sectional Rods

Catalog Number	Ground Rod Diameter (threads)	Pcs. Per Ctn.	Wt. Per 100 lb (kg)	NAED UPC No. 632591-
50-LDS	1/2" (9/16"-12)	10	16.0 (7.3)	70736-7
60-DS	5/8" (5/8"-11)	10	23.0 (10.4)	70728-2
70-DS	3/4" (3/4"-10)	10	35.0 (15.9)	70729-9
80-DS	1"(1"-8)	10	75.0 (34.0)	70730-5

Notes: Drive studs are produced from high-strength steel and may be used with commercially available threaded couplings.
UNC Threads.

Intersystem Bonding Bridge

c UL us **IBBZ**
E88878

c UL us **IBBCU**
E88878

- Meets NEC 250.94 requirement for Intersystem Bonding Termination.
- Used in residential and commercial applications to ground up to four (4) systems to a single location.
- Lay-in style connection and good for up to four auxiliary ground wires.

  Available in die-cast zinc or copper alloy.
- Wide wire range, some connectors are UL for only #10-#14 awg. and only for sizes #6-#4 awg. on the main.
- Approved for use with **solid or stranded copper** conductors.
- Assembled with stainless steel screws and plastic cover.
- **Plastic cover snaps on – no screw to loose – and provides protection and an easy and aesthetically pleasing installation. Gray color matches panel board.**
- UL Listed.

Catalog Number	Material	Main Grounding Conductor Range	Auxiliary Ground Wire Range	Pcs. Per Ctn.	Wt. Per 100	NAED UPC No. 632591-
IBBZ	Zinc Alloy	#6 - #2	#14 - #4	10	42.0	61504-4
IBBCU	Copper Alloy	#6 - #2	#14 - #4	10	67.0	61505-1

See video at https://galvanelectrical.com/product-video/

Dual-rated Aluminum Ground Clamps

- For connecting ground conductor to steel or copper pipe or tubing.
- Tin plated for corrosion resistance.
- Dual-rated for copper or aluminum conductor.

Catalog Number	Pipe Size	Conductor Range	Pcs. Per Ctn.	Wt. Per 100	Dimensions A	B	C	NAED UPC No. 632591-
GC1	1/2" - 1"	1/0-14	25	19.0	2.25	2.50	0.63	61132-9
GC21	1-1/4" - 2"	250-6	10	24.0	3.75	3.87	0.87	61133-6
GC41	2-1/2" - 4"	250-6	10	49.0	6.31	5.62	0.87	61134-3

UL E-76964

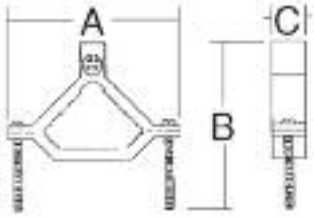

PIPE GROUND CLAMPS

Direct Burial Ground Clamp

- Constructed from bronze alloy and stainless-steel screws for direct burial in earth and concrete.
- Lay-In feature simplifies routing of conductor during installation.
- Combines several pipe-type clamps into a single inventory item.
- UL Listed for “direct burial” in earth and concrete.
- Represents a cost-reduction for distributor and end-user alike.
- Ideal for pool & spa bonding.

JRD UL E198108

	Size	Conductor Range	Sub & Master Pack	Wt. Per 100	NAED UPC No. 632591-
Rebar Size	3/8" - 1"	10 Sol.-2 Str.	25/100	25.0	61327-9
Pipe Size	1/2" - 1"	10 Sol.-2 Str.	25/100	25.0	61327-9
Rod Size	1/2" - 1"	10 Sol.-2 Str.	25/100	25.0	61327-9

• One universal clamp for pipe, rebar, and ground rod.

JRD – 4/0 UL E198108

	Size	Conductor Range	Sub & Master Pack	Wt. Per 100	NAED UPC No. 632591-
Rebar Size	3/8" - 1"	#8 Str. - 4/0 Str.	25/100	56.0	61470-2
Pipe Size	1/2" - 1"	#8 Str. - 4/0 Str.	25/100	56.0	61470-2
Rod Size	1/2"-3/4"	#8 Str. - 4/0 Str.	25/100	56.0	61470-2

Bolted Water Pipe Ground Clamps

All clamps except DCG are manufactured from high-strength corrosion-resistant copper alloy.

UL E117523

Catalog Number	Pipe Size	Conductor Range	Sub & Master Pack	Wt. Per 100	NAED UPC No. 632591-
COPPER ALLOY, UL LISTED					
GC	**1/2" - 1"**	10 Sol.-2 Str.	25/100	21.0	70739-8
GC2	1-1/4" - 2"	10 Sol.-2 Str.	50	42.0	70741-1
G2124	2-1/2" - 4"	10 Sol.-4 Str.	20	105.0	61266-1
G4146	4-1/4" - 6"	10 Sol.-4 Str.	10	194.0	61226-5

Catalog Number	Pipe Size	Conductor Range	Sub & Master Pack	Wt. Per 100	NAED UPC No. 632591-
COPPER ALLOY, NON UL LISTED					
GCJ	1/2" - 1"	10 Sol.-2 Str.	25/100	16.0	70740-4

Catalog Number	Pipe Size	Conductor Range	Sub & Master Pack	Wt. Per 100	NAED UPC No. 632591-
UL LISTED, DIRECT BURIAL WITH BRONZE OR STAINLESS STEEL SCREWS					
JD	**1/2" - 1"**	10 Sol. - 2 Str.	25/200	21.0	70758-9
JD2	1-1/4" - 2"	10 Sol. - 2 Str.	50	48.0	61301-9

Catalog Number	Pipe Size	Conductor Range	Sub & Master Pack	Wt. Per 100	NAED UPC No. 632591-
ZINC DIE CAST, UL LISTED					
DCG	1/2" - 1"	8 Sol.-2 Str.	25/200	15.0	70744-2

Ground Clamps for Rigid Conduit With Copper Strap

- Used to connect grounding conductor in rigid conduit to water pipe for grounding.
- Copper strap allows flexibility during grounding and helps protect conduit system from the effects of vibrations in water system.
- Available with 360˚ swing hub (GLH).
- Cast from high strength, highly conductive copper alloy.

Catalog Number	Pipe Size	Pcs. Per Ctn.	Wt. Per 100	Conduit Size	Technical Data Min Wire Size	Technical Data Max Wire Size	NAED UPC No. 632591-
GC-11CSLH-1	1/2" - 1"	35	54.0	1/2"	10 sol.	6 str.	61228-9
GC-11CSLH-2	1/2" - 1"	30	58.0	3/4"	10 sol.	2/0 str.	61230-2
GC-11CSLH-3	1/2" - 1"	30	68.0	1"	10 sol.	3/0 str.	61232-6

E88878

Conduit Hubs

- Used with ground pipe clamp to connect rigid conduit to water pipe for grounding.
- 360˚ swing type hub provides flexibility connection.
- Cast from high strength, highly conductive copper alloy.

E88878

Regular Type

Catalog Number	Conduit Size	Pcs. Per Ctn.	Wt. Per 100	Technical Data Min Wire Size	Technical Data Max Wire Size	NAED UPC No. 632591-
GH-1	1/2"	150	11.0	8 sol.	4 str.	61260-9
GH-2	3/4"	75	20.0	8 sol.	4 str.	61261-6
GH-3	1"	50	25.0	8 sol.	4 str.	61262-3

360˚ Swing Hub

Catalog Number	Conduit Size	Pcs. Per Ctn.	Wt. Per 100	Technical Data Min Wire Size	Technical Data Max Wire Size	NAED UPC No. 632591-
GLH-1	1/2"	50	20.0	10 sol.	6 str.	61263-0
GLH-2	3/4"	50	29.0	10 sol.	2/0 str.	61264-7
GLH-3	1"	25	31.0	10 sol.	3/0 str.	61265-4

Ground Clamps For Rigid Conduit

- Used to connect grounding conductor in rigid conduit to water pipe for grounding.
- Available with zinc plated screws.
- Cast from high strength, highly conductive copper alloy.

E88878

With Steel Screws

Catalog Number	Pipe Size	Pcs. Per Ctn.	Wt. Per 100	Conduit Size	Technical Data Min Wire Size	Technical Data Max Wire Size	NAED UPC No. 632591-
GC-61	1/2" - 1"	25	34.0	1/2"	8 Sol.	4 str.	61239-5
GC-62	1/2" - 1"	25	40.0	3/4"	8 Sol.	4 str.	61240-1
GC-63	1/2" - 1"	25	47.0	1"	8 Sol.	4 str.	61241-8
GC-66	1-1/4" - 2"	25	52.0	1/2"	8 Sol.	4 str.	61242-5
GC-67	1/1/4" - 2"	25	59.0	3/4"	8 Sol.	4 str.	61243-2
GC-68	1-1/4" - 2"	25	63.0	1"	8 Sol.	4 str.	61244-9

PIPE GROUND CLAMPS

Ground Clamps For Rigid Conduit with Swivel Hub

- Used to connect grounding conductor in rigid conduit to water pipe for grounding.
- Hub swings 360˚ for easy alignment.
- Assembled with zinc plated steel screws.
- Cast from high strength, highly conductive copper alloy.

E88878

Catalog Number	Pipe Size	Pcs. Per Ctn.	Wt. Per 100	Conduit Size	Technical Data Min Wire Size	Technical Data Max Wire Size	NAED UPC No. 632591-
GC-11LH-1	1/2" - 1"	25	41.0	1/2"	10 sol.	6 str.	61245-6
GC-11LH-2	1/2" - 1"	25	50.0	3/4"	10 sol.	2/0 str.	61246-3
GC-11LH-3	1/2" -1"	25	55.0	1"	10 sol.	3/0 str.	61247-0
GC-22LH-1	1-1/4" - 2"	25	66.0	1/2"	10 sol.	6 str.	61248-7
GC-22LH-2	1-1/4" - 2"	25	69.0	3/4"	10 sol.	2/0 str.	61249-4
GC-22LH-3	1-1/4" - 2"	25	76.0	1"	10 sol.	3/0 str.	61250-0
GC-4LH-1	2-1/2" - 4"	10	124.0	1/2"	10 sol.	6 str.	61251-7
GC-4LH-2	2-1/2" - 4"	10	131.0	3/4"	10 sol.	2/0 str.	61252-4
GC-4LH-3	2-1/2" - 4"	10	133.0	1"	10 sol.	3/0 str.	61253-1

Ground Clamps for Armored Cable 360˚ Swivel Type

E88878

Catalog Number	Pipe Size	Pcs. Per Ctn.	Wt. Per 100	Technical Data Min Wire Size	Technical Data Max Wire Size	NAED UPC No. 632591-
GC-11JA	1/2" to 1"	25	41.0	10 sol.	6 str.	61257-9
GC-22JA	1-1/4" to 2"	25	66.0	10 sol.	6 str.	61258-6

Ground Clamps for Armored Cable

- Used to connect armored cable to water pipe for grounding.
- Special pressure bar grips armored cable insulation to decrease chances of grounding conductor being pulled out.
- Available with steel or bronze screws.
- Cast from high strength, highly conductive copper alloy.

E88878

With steel screws

Catalog Number	Pipe Size	Pcs. Per Ctn.	Wt. Per 100	Technical Data Min Wire Size	Technical Data Max Wire Size	NAED UPC No. 632591-
GC-6	1/2" - 1"	25/250	27.0	8 sol.	4 str.	61233-3
GC-7	1-1/4" - 2"	25	48.0	8 sol.	4 str.	61235-7
GC-71§	2-1/2" - 4"	10	146.0	8 sol.	4 str.	61236-4
GC-72§	4-1/2" - 6"	10	192.0	8 sol.	4 str.	61237-1

With bronze screws for direct burial

Catalog Number	Pipe Size	Pcs. Per Ctn.	Wt. Per 100	Technical Data Min Wire Size	Technical Data Max Wire Size	NAED UPC No. 632591-
GC-6D	1/2" - 1"	25/250	28.0	8 Sol.	4 str.	61238-8

Notes: §-UL Listed

Vise-Connector

- For main with tap
- One-piece, side loading.
- Cast copper.
- **Made in USA.**

Catalog Number	Conductor Range Tap/Main	Pcs. Per Ctn.	Wt. Per 100	NAED UPC No. 632591-
VC-6SH*	#10 Sol. - #6 Sol.Cu	100	9.0	70750-3
VC-6SH-P*	#10 Sol. - #6 Sol.Cu	100	9.0	71506-5
VC-4	#8 Sol. - #4 Sol.Cu	50	15.0	70751-0
VC-2	#6 Sol. - #2 Sol.Cu	50	18.0	70752-7
VC-2S	#5 Sol. - #2 Str.Cu	50	18.0	61355-2
VC-20	#4 Sol. - 1/0 Str.Cu	50	25.0	61356-9
VC-20S	#3 Sol. - 2/0 Str.Cu	20	36.0	61357-6
VC-40	#1 Sol. - 4/0 Str.Cu	10	41.0	61358-3

Notes: * P = Plated * SH= Slotted-Head Bolt

Type TTC Transformer Tank Ground Connectors

- High-conductivity bronze.
- 1/2" - 13 stud fits all standard EEI-NEMA distribution transformers.
- Accommodates cable in either horizontal or vertical direction.
- P suffix indicates tin plated connector.
- **Made in USA.**

Note: Galvan is a veteran owned company.

Catalog Number	Conductor Range	Stud Thread Size	Dimensions			Pcs. Per Ctn.	Wt. Per 100	NAED UPC No. 632591-
			A-Length	Width	C-Height			
TTC-2	2/0 Str. to 8 Sol.	1/2--13	1-51/64	1-9/64	1-21/64	100	22	61366-8
TTC-3	1 Str. to 10 Sol.	1/2--13	1-3/8	1-3/64	1-9/16	100	20	61367-5
TTC-4	1 Str. to 10 Sol.	1/2--13	1-1/4	7/8	1-3/8	100	16	61368-2
TTC-2P	2/0 Str. to 8 Sol.	1/2--13	1-51/64	1-9/64	1-21/64	100	22	61369-9
TTC-3P	1 Str. to 10 Sol.	1/2--13	1-3/8	1-3/64	1-9/16	100	20	61370-5
TTC-4P	1 Str. to 10 Sol.	1/2--13	1-1/4	7/8	1-3/8	100	16	61371-2

Transformer Ground Connectors

Catalog Number	Conductor Range	Stud Thread Size	Bolt	Pcs. Per Ctn.	Wt. Per 100	NAED UPC No. 632591-
VC207	8 Sol. to 1/0 Str.	1/2–13–UNC-2/4	9/16" Hex	25	10	61372-9

- **Made in USA.**

Type PAC Aluminum With Copper Liner

- Corrosion resistant design and construction.
- No assembly required.
- Cast aluminum body surrounds copper liner, sealing out moisture.
- **Made in USA.**

Catalog Number Standard	Conductor Range			Pcs. Per Ctn.	Wt. Per 100	NAED UPC No. 632591-
	Main		Tap			
	ACSR	Aluminum	Copper			
PAC 345	1/0–8	1/0 Sol.–8 Str.	1/0 Sol.–8 Str.	50	23.0	61380-4
PAC 7	336.4–1/0	400–2/0 1/0 – 6 AR	1/0–8 Sol. 1/0 – 6 AR	25	23.0	61379-8

Note: Add suffix “9” for prefilled with inhibitor

Note: Galvan is a veteran owned company.

Type DGC Drive-On Ground Clamp

Catalog Number	Ground Rod Size	Pieces/ Cartons	Wt. per 100	Ground Wire Size	NAED UPC No. 632591
DGC-5844	5/8 (0.555 - 0.565)	25	20.0	1 or 2 - #4 Sol.	61329-3
DGC-5866	5/8 (0.555 - 0.565)	25	20.0	1 or 2 - #6 Sol.	61330-9
DGC-5846	5/8 (0.555 - 0.565)	25	20.0	1 or 2 - #4 or #6 Sol.	61522-8

- For use on all 5/8" diameter UL Listed copper-bonded ground rods.
- Used to bond one or two, #4 or #6, solid copper conductors respectively.
- Produced from high-strength copper alloy, the same material as UL Listed “acorn” type ground rod clamps.
- May be used effectively for direct-burial applications.
- To install, the only required tool is a hammer. Compression forces maximize the “direct” surface-to-surface copper contact between conductor and ground rod electrode.
- A drive-head should be used during installation of the ground rod electrode into the soil, thus minimizing any possible mushrooming or deformation on the drive (or chamfer) end of the rod. This will improve ease of installation of the drive-on clamp.
- This design places the grounding conductor in “direct” contact with the ground rod, thereby eliminating multiple paths for the current to follow, which could contribute to increased resistance.
- **Made in USA.**

To Install:

- Select the proper connector from the above chart.
- Drive the ground rod electrode to the proper depth per national or local code recommendations.
- Position connector and ground rod conductors as shown in middle illustration.
- Drive connector onto rod until top of connector is flush with top of ground rod as shown in adjacent illustration. Galvan suggests using a 20-ounce hammer.

Parallel Groove Clamps

- Designed for easy installation, high conductivity and long life.
- Install with wrench (hex head) or pliers (square).

E117523

Catalog Number	Galv Steel Strand	Copper Tap	Pcs. Per Ctn.	Wt. Per 100	NAED UPC No. 632591-	Finish Description
K1**	1/4"-7/16"	#8 sol.- 2/0	100	16.0	70746-6	Fully Plated/Tap-Grooved
K2	1/4"-7/16"	#8 sol. -2/0	100	16.0	70747-3	Fully Plated
K3	1/4"-7/16"	#8 sol.- 2/0	100	16.0	70748-0	Not Plated
KUL*	1/4"-7/16"	#8 sol.- 2/0	100	16.0	70749-7	Fully Plated

Notes: *Denotes UL Listed ** RUS Listed

Note: Galvan is a veteran owned company.

Figure 8 Or IM Cable Insulation Piercing Connector

- Cast Bronze.
- Tin Plated.
- Teeth pierce messenger insulation.

Catalog Number	Conductor Range	Pcs. Per Ctn.	Wt. Per 100	NAED UPC No. 632591-
CC167P	.146-.312 cable to .146-.312 tap	50	23.0	70753-4

Notes: Teeth puncture insulation during tightening for a positive ground without skinning conductor.

Kenny Clamp

Galvan Kenny Clamps are your best choice to ensure that grounding electrode conductor installations are code compliant. The Kenny Clamp is UL-Listed for the bonding and grounding of electrode connectors in panel boards, pad mounts, dry-type transformers, metallic raceways and enclosures. Simply install Galvan's Kenny Clamp through a 1/2-inch knockout with paint removed, tighten the steel locknut, insert the grounding electrode through the clamp and tighten the compression nut. Your installation is now NEC Code compliant. The Kenny Clamp saves time and money compared to current non-compliant alternatives.

Kenny Clamp

- Eliminates potential for a choke at the hole.
- Meets UL 467 for bonding/grounding.
- Meets UL 486A for connectors.
- Complies with NEC 110.3(B) and 250.8 (using listed grounding or bonding connector for proper application).
- Complies with NEC 250.64(E) (entering and exiting metallic raceways and enclosures).

E225971

Catalog Number	Conductor Size	Pcs. Per Ctn.	Wt. Per 100	NAED UPC No. 632591-
KCCA-8 sol.	#8 solid	10	31.0	613927
KCCA-8 str.	#8 stranded	10	31.0	613934
KCCA-6 sol.	#6 solid	10	31.0	613941
KCCA-6 str.	#6 stranded	10	31.0	613958
KCCA-4 sol.	#4 solid	10	31.0	613965
KCCA-4 str.	#4 stranded	10	31.0	613972
KCCA-2 str.	#2 stranded	10	31.0	613989
KCCA-1/0	1/0	10	31.0	613996
KCCA-2/0	2/0	10	31.0	614009
KCCA-3/0	3/0	10	31.0	614016
KCCA-4/0	4/0	10	44.0	615082

Notes: KCCA-3/0 & KCCA-4/0 UL Listed for AL/CU conductors. All other sizes UL for copper conductors only.

Type 'K' Copper Split Bolts

- For copper to copper connections.
- Bolt and nut of high strength corrosion resistant copper alloy.
- Tested and listed to UL 486A requirements.
- Direct Burial.
- **Made in USA.**

E9498

Catalog Number	Range of Equal Main & Tap Conductors	Pcs. Per Ctn.	Wt. Per 100	Min Tap With One Max. Main	NAED UPC No. 632591-
K-10	10 Str. - 12 Str.	100	2.0	14 Sol.	71322-1
K-8	8 Str. - 10 Str.	100	3.0	14 Sol.	71335-1
K-6*	6 Sol. - 8 Str.	100	5.5	14 Sol.	71333-7
K-4	4 Sol. - 8 Str.	100	7.0	14 Sol.	71330-6
K-1	2 Str. - 6 Str.	100	15.0	14 Sol.	71320-7
K-1/0	1/0 Str. - 4 Str.	50	19.0	14 Sol.	71321-4
K-2/0	2/0 Str. - 2 Str.	25	30.0	14 Sol.	71325-2
K-3/0	3/0 Str. - 2 Str.	25	34.0	14 Sol.	71328-3
K-250	250 Kcmil. - 1 Str.	25	35.0	8 Sol.	71326-9
K-350	350 Kcmil. - 1/0	12	77.0	1/0 Str.	71329-0
K-500	500 Kcmil. - 2/0	12	90.0	2/0 Str.	71332-0
K-750	750 Kcmil. - 4/0	6	195.0	4/0 Str.	71334-4
K-1000	1000 Kcmil. - 300 Kcmil.	6	280.0	4/0 Str.	71323-8

Notes: *RUS Listed UL Listed and CSA Certified for COPPER conductor only.

Three Wire Split Bolts

- Accommodates 3 maximum size conductors.
- For copper to copper connections.
- Bolt and nut of high strength corrosion resistant copper alloy.

Catalog Number	Range of Equal Main & Tap Conductors	Pcs. Per Ctn.	Wt. Per 100	Min Tap With One Max. Main	NAED UPC No. 632591-
K-2/3	2 Solid - #6 Str.	100	10.0	14 Sol.	61318-7
K-4/3	4 Solid - #8 Str.	100	7.50	14 Sol.	61319-4
K-6/3	6 Solid - #8 Str.	100	6.00	14 Sol.	61320-0

Dual-Rated Aluminum Split Bolt Connectors

- For aluminum to aluminum, copper to aluminum and copper to copper.
- GALVAN aluminum split bolts made from high strength heat treated aluminum alloy that is highly resistant to corrosion.
- The design provides, under torque, high contact pressure between conductors.
- Meets requirements of the UL486B Standard.
- **Made in USA.**

E9498

Catalog Number	Max. Run To Min. Tap	Pcs. Per Ctn.	Wt. Per 100	Min. Tap With One Max. Main	NAED UPC No. 632591-
A-6	6 Str. - 10 Sol.	100	6.0	10 Sol.	70860-9
A-4	4 Str. - 10 Sol.	100	6.0	10 Sol.	70857-9
A-2	2 Str. - 8 Sol.	100	9.0	8 Sol.	70853-1
A-1/0	1/0 - 8 Sol.	50	11.0	4 Sol.	70852-4
A-2/0	2/0 - 8 Str.	25	17.0	4 Sol.	70854-8
A-4/0	4/0 - 6 Str.	30	25.0	2 Sol.	70858-6
A-350	350 Kcmil - 4 Str.	20	45.0	2 Str.	70856-2
A-500	500 Kcmil - 1 Str.	20	60.0	2 Str.	70859-3

Type 'S' Copper Split Bolts - Tin Plated with Spacer

- For use on copper, aluminum, and ACSR conductors.
- Bolt and pressure bar of copper alloy completely tin plated.
- Oxide inhibitor recommended when used on aluminum conductor.
- Tin plated, high strength copper alloy split bolt with spacer separates dissimilar conductors which allow you to connect: copper to copper; copper to aluminum; aluminum to aluminum.
- **Made in USA.**

Copper only

E9498

Copper only

Catalog Number	Range of Equal Main & Tap Conductors	Pcs. Per Ctn.	Wt. Per 100	Min Tap With One Max. Main	NAED UPC No. 632591-
S-6	6 Sol. - 12 Sol.	100	8.0	12 Sol.	71518-8
S-4	4 Sol. - 10 Sol.	100	11.0	12 Sol.	71515-7
S-2	2 Sol. - 10 Sol.	100	15.0	8 Sol.	71510-2
S-1	2 Str. - 8 Str.	100	18.0	8 Sol.	71507-2
S-1/0	1/0 - 10 Str.	50	26.0	6 Sol.	71508-9
S-2/0	2/0 Str. - 8 Str.	25	39.0	6 Sol.	71511-9
S-3/0	3/0 Str. - 8 Sol.	25	45.0	4 Sol.	71513-3
S-250	250 Kcmil. - 8 Str.	25	59.0	4 Sol.	61285-2
S-350	350 Kcmil. - 4 Str.	12	86.0	2 Sol.	71514-0
S-500	500 Kcmil. - 2 Str.	12	105.0	1/0 Str.	71517-1

CONNECTORS - INSULATION PIERCING

Galvan IPC Series connectors are an easy fit in copper-to-copper, copper-to-aluminum and aluminum-to-aluminum applications. Designed for splice or tap use, these units are not recommended for use with extra-flexible cables. The connectors are fully insulated and safe to install without special tools. IPC connectors eliminate time spent on wire stripping, taping and covers.

Insulation Piercing Connectors-IPC

- Wire range: #14 AWG to 750 MCM.
- Versatile and reliable.
- Use only with insulated conductors.
- Installs without tape, stripping or cover.
- Easy one-person installation.
- UL 486B listed.
- Rated: 600 volts, 90º C.



E155274

Catalog Number	Conductor Range		No. Of Bolts	Pieces Per Carton	Weight Per 100	NAED UPC No. 632591-
	Main AWG	Tap AWG				
IPC-1/0-2	1/0-8	2-10	1	6	300.0	61453-5
IPC-1/0-1/0	1/0-8	1/0-8	1	6	30.0	61454-2
IPC-2/0-10	2/0-4	10-14	1	6	23.0	61456-9
IPC-4/0-2	4/0-3	2-10	1	6	26.0	61456-6
IPC-4/0-2/0	4/0-2	2/0-6	1	4	41.0	61457-3
IPC-4/0-4/0	4/0-2	4/0-4	1	4	43.0	61458-0
IPC-350-350	350-1/0	350-1/0	2	2	111.0	61459-7
IPC-500-4/0	500-2/0	4/0-4	2	2	116.0	61460-3
IPC-500-350	500-4/0	350-1/0	2	2	111.0	61461-0
IPC-750-500	750-250	500-250	2	2	166.0	61462-7

Dual-Rated Aluminum Connectors

For use with both aluminum and copper conductors.

- **GALVAN** aluminum dual-rated connectors are manufactured from high strength 6061-T6 aluminum alloy to insure both maximum strength and conductivity.
- They are dual-rated for both copper and aluminum conductors and are electro-tin plated to provide low contact resistance and protection against corrosion.
- Assembly can be made with only a screwdriver or allen wrench and the connectors are re-useable.

Fig. 1

Fig. 2

Fig. 3

Fig. 4

E26130

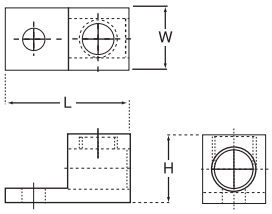

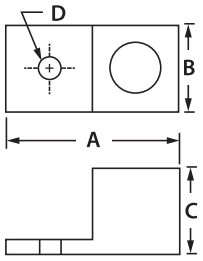

Catalog Number	Fig. No.	Conductor Range	Pcs. Per Ctn.	Wt. Per 100	Dimensions A	B	C	D	Bolt Size	NAED UPC No. 632591-
LA-6	1	6-14	100	1.5	1.06	0.50	0.50	0.27	1/4	71403-7
LA-2	1	2-14	100	2.0	1.06	0.50	0.56	0.27	1/4	71393-1
LA-1/0	1	1/0-14	50	4.0	1.47	0.63	0.78	0.27	1/4	71386-3
LA-2/0	2	2/0-14	50	5.0	1.47	0.63	0.78	0.27	1/4	71394-8
LA-250	2	250-6	25	14.0	2.00	1.00	1.13	0.33	5/16	71395-5
LA-350	2	350-6	25	20.0	2.25	1.13	1.25	0.41	3/8	71399-3
LA-500	2	500-4	12	39.0	2.82	1.50	1.56	0.41	3/8	71402-0
LA-600	2	600-2	12	45.0	2.82	1.50	1.56	0.41	3/8	71406-8
LA-800	2	800-300	3	55.0	3.50	1.75	1.94	0.66	5/8	71408-2
LA-1000	2	1000-500	3	65.0	3.50	1.75	1.94	0.66	5/8	71610-9
L1M2-350*	3	350-6	6	25.0	4.25	1.25	1.38	0.53	1/2	71341-2
L1M2-600*	3	600-2	3	50.0	4.69	1.50	1.50	0.53	1/2	71342-9
L1D2-350*	4	350-6	3	35.0	5.31	1.50	1.50	0.53	1/2	71338-2
L1D2-600*	4	600-2	3	50.0	5.31	1.50	1.50	0.53	1/2	71339-9
L1D2-800*	4	800-300	3	100.0	6.18	1.88	1.88	0.53	1/2	71340-5
L1D2-1000*	4	1000-500	3	105.0	6.18	1.88	1.88	0.53	1/2	71336-8

Notes: *NEMA Hole Spacing of 1.75"

Dual-Rated Aluminum Connectors

For use with both aluminum and copper conductors.

- **GALVAN** aluminum dual-rated connectors are manufactured from high strength 6061-T6 aluminum alloy to insure both maximum strength and conductivity.
- They are dual-rated for both copper and aluminum conductors and are electro-tin plated to provide low contact resistance and protection against corrosion.
- Assembly can be made with only a screwdriver or allen wrench and the connectors are re-useable.

Fig. 1

6

Fig. 2

E26130

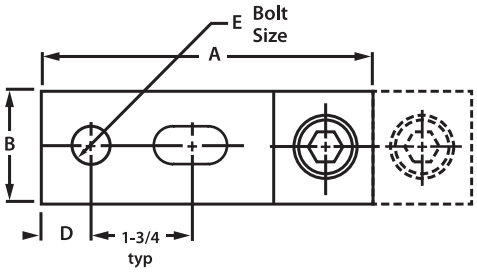

Catalog Number	Fig. No.	Conductor Range	Pcs. Per Ctn.	Wt. Per 100	Dimensions A	B	C	D	E	Bolt Size	NAED UPC No. 632591-
DLA-1/0	2	1/0-14	12	8.0	1.47	1.13	0.78	0.28	0.27	1/4	71246-0
DLA-2/0	2	2/0-14	12	9.0	1.47	1.25	0.79	0.28	0.27	1/4	71248-4
DLA-250	2	250-6	6	25.0	2.56	1.63	1.19	0.41	0.41	3/8	71249-1
DLA-350	2	350-6	6	30.0	2.88	1.94	1.25	0.56	0.53	1/2	71250-7
DLA-600	2	600-2	3	50.0	3.19	2.41	1.56	0.56	0.53	1/2	71251-4
DLA-800	2	800-300	3	110.0	3.50	3.50	1.94	0.56	0.66	5/8	71252-1
DLA-1000	2	1000-500	3	110.0	3.50	3.50	1.94	0.56	0.66	5/8	71245-3
L2M2-350	3	350-6	3	50.0	4.25	1.92	1.18	0.63	0.56	9/16	71347-4
L2M2-500	3	500-2	3	97.0	4.59	2.40	1.56	0.63	0.56	9/16	61269-2
L2M2-600	3	600-2	3	97.0	4.59	2.40	1.56	0.63	0.56	9/16	61270-8
L2M2-1000	3	1000-500	3	134.0	4.94	3.50	1.94	0.63	0.66	5/8	61272-2
L2D2-350*	1	350-6	3	85.0	4.25	2.31	1.38	0.56	0.56	9/16	71344-3
L2D2-600*	1	600-2	3	134.0	5.31	2.75	1.50	0.56	0.56	9/16	71345-0
L2D2-800*	1	800-300	3	200.0	6.19	3.50	1.88	0.56	0.56	9/16	71346-7
L2D2-1000*	1	1000-500	3	210.0	6.19	3.50	1.88	0.56	0.56	9/16	71343-6

Notes: *NEMA Hole Spacing of 1.75" center.

Dual-Rated Aluminum Connectors

For use with both aluminum and copper conductors.

- **GALVAN** aluminum dual-rated connectors are manufactured from high strength 6061-T6 aluminum alloy to insure both maximum strength and conductivity.
- They are dual-rated for both copper and aluminum conductors and are electro-tin plated to provide low contact resistance and protection against corrosion.
- Assembly can be made with only a screwdriver or allen wrench and the connectors are re-useable.

Fig. 1

Fig. 2

Fig. 3

Fig. 4

Fig. 5

Fig. 6

E26130

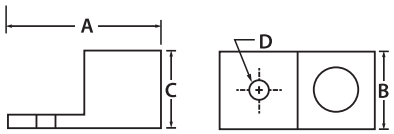

Catalog Number	Fig. No.	Conductor Range	Pcs. Per Ctn.	Wt. Per 100	Dimensions A	B	C	D	Bolt Size	NAED UPC No. 632591-
L3M2-1/0	1	1/0-14	6	27.0	2.91	2.00	0.88	0.53	1/2	71354-2
L3M2-3/0	1	3/0-6	3	36.0	4.00	2.81	1.19	0.53	1/2	71356-6
L3M2-250	1	250-6	3	52.0	4.00	3.00	1.19	0.53	1/2	71355-9
L3M2-350	1	350-6	1	68.0	4.25	3.50	1.38	0.53	1/2	71357-3
L3M2-500	1	500-4	1	127.0	4.25	3.75	1.53	0.53	1/2	71358-0
L3D2-600	2	600-2	1	201.0	5.31	3.88	1.50	0.53	1/2	71349-8
L3D2-800	2	800-300	1	211.0	6.19	4.94	1.88	0.53	1/2	71350-4
L3D2-1000	2	1000-350	1	312.0	6.19	5.19	1.88	0.53	1/2	71348-1
L3M4-1/0	3	1/0-14	6	27.0	2.59	2.00	0.88	0.53	1/2	71359-7
L3M4-3/0	3	3/0-6	6	36.0	4.00	2.81	1.19	0.53	1/2	71362-7
L3M4-250	3	250-6	3	50.0	4.00	3.00	1.19	0.53	1/2	71361-0
L3M4-350	3	350-6	1	68.0	4.25	3.50	1.38	0.53	1/2	71363-4
L3M4-500	3	500-4	1	110.0	4.25	3.75	1.53	0.53	1/2	71364-1
L3D4-600	4	600-2	1	201.0	5.31	3.88	1.50	0.53	1/2	71352-8
L3D4-800	4	800-300	1	211.0	6.19	4.94	1.88	0.53	1/2	71353-5
L3D4-1000	4	1000-500	1	309.0	6.19	5.31	1.88	0.53	1/2	71351-1
L4M4-250	5	250-6	1	67.0	4.00	4.06	1.19	0.53	1/2	71372-6
L4M4-350	5	350-6	1	91.0	4.25	4.75	1.38	0.53	1/2	71373-3
L4M4-500	5	500-4	1	268.0	4.25	5.00	1.53	0.53	1/2	
L4D4-600	6	600-2	1	281.0	6.19	5.28	1.50	0.53	1/2	71366-5
L4D4-800	6	800-300	1	284.0	6.19	6.63	1.88	0.53	1/2	71367-2
L4D4-1000	6	1000-500	1	412.0	6.19	7.16	1.88	0.53	1/2	71365-8

Notes: *NEMA Drilling 1 3/4" centers.

Dual-Rated Aluminum Connectors

For use with both aluminum and copper conductors

GALVAN aluminum dual-rated solderless connectors are manufactured from high strength 6061-T6 aluminum alloy to insure both maximum strength and conductivity.

- The screws used to clamp the conductors are designed to extend beyond the barrel sides of the connector to allow a better, more secure compression of the conductor. This design spreads the conductor strands to help dissipate heat, and improve its pull out safety features and capabilities.
- The design of the wire way provides optimum transfer of current, creating a straight line flow through the connector for the least possible path of electrical resistance, plus a positive wire stop is provided.



E26130

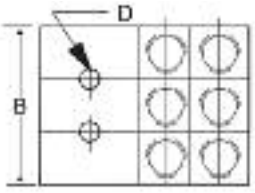

Fig. 5

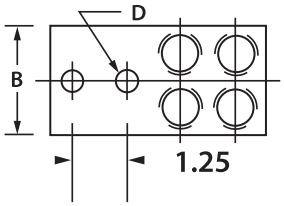

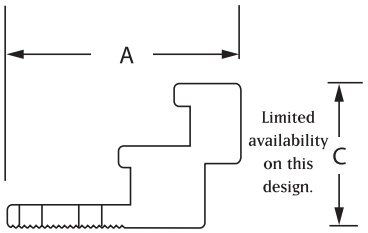

Catalog Number	Fig. No.	Conductor Range	Pcs. Per Ctn.	Wt. Per 100	Dimensions A	B	C	D	Bolt Size	NAED UPC No. 632591-
PV2-300	1	300-6	3	30.0	3.00	1.00	2.00	0.31	1/4	71496-9
2ABV-600	2	600-2	2	90.0	4.90	1.50	3.00	0.41	3/8	71498-3
2ABV-750	2	750-1/0	2	90.0	4.90	1.56	3.00	0.41	3/8	71499-0
3ABV-500	3	500-4	2	150.0	4.90	2.50	3.00	0.41	3/8	71500-3
3ABV-600	3	600-2	2	150.0	4.90	2.50	3.00	0.41	3/8	71501-0
3ABV-750	3	750-1/0	2	150.0	4.90	2.84	3.00	0.41	3/8	71502-7
4ABV-500	4	500-4	2	159.0	4.90	2.50	3.00	0.41	3/8	71503-4
4ABV-600	4	600-2	2	159.0	4.90	2.50	3.00	0.41	3/8	71504-1
4ABV-750	4	750-1/0	2	159.0	4.90	2.84	3.00	0.41	3/8	71505-8
6ABV-500	5	500-2	2	205.0	4.90	3.94	3.00	0.41	3/8	61201-2
6ABV-750	5	750-1/0	2	205.0	4.90	3.94	3.00	0.41	3/8	71506-5

Type “SR” Aluminum Splicers/Reducers

Dual-Rated Aluminum Connectors

- For splicing copper to copper, copper to aluminum, and aluminum to aluminum conductors.
- Solid center barrier wall prevents contact between conductors.

Fig. 1

Fig. 2

E26130

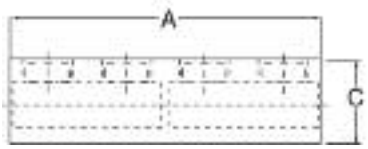

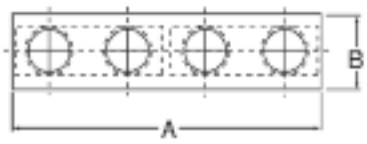

Catalog Number	Fig. No.	Conductor Range	Pcs. Per Ctn.	Wt. Per 100	Dimensions A	B	C	NAED UPC No. 632591-
SR-2	1	2-14	10	10.0	1.38	0.50	0.56	71579-9
SR-0	1	1/0-14	10	12.0	1.91	0.75	0.75	71577-5
SR-250	2	250-6	10	47.0	3.94	1.00	1.13	71580-5
SR-350	2	350-6	10	50.0	4.19	1.13	1.19	71582-9
SR-500	2	500-3/0	3	64.0	5.00	1.38	1.50	71583-6
SR-750	2	750-250	2	90.0	6.25	1.63	1.75	71584-3

LI-Ground Clamps: Dual-Rated Aluminum Connectors

- Made of 6061-T6 aluminum alloy.
- Tin-plated steel blade type set screw.
- Electro tin plated body to offer low contact resistance and corrosion protection.
- For use with both aluminum and copper conductors.
- Designed for use on conduit grounding bushings.
- Open faced design allows installer to quickly lay-in the grounding conductor as a jumper to multiple conduits with no break in ground conductor.
- Rated for 600v.
- Not approved for direct burial.

Fig. 1

Fig. 2

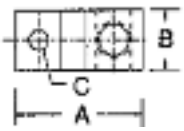

E26130

Catalog Number	Fig. No.	Conductor Range	Pcs. Per Ctn.	Wt. Per 100	Dimensions (in.) A	B	C	Bolt Size	Height	Tang Thickness	NAED UPC No. 632591-
LI-50-S	1	4-14	100	2.0	1.08	0.38	0.26	1/4	0.75	0.15	71415-0
LI-112-S	1	1/0-14	50	4.0	1.50	0.60	0.26	1/4	1.17	0.22	71410-5
LI-200-S	2	3/0-6	50	14.0	2.00	0.80	0.41	3/8	1.56	0.30	71412-9
LI-252-S	2	250-6	25	16.0	2.20	0.80	0.41	3/8	1.79	0.30	71414-3

Direct Burial Copper Lay-In Lug

- Made of copper alloy.
- For copper conductors.
- Stainless steel blade-type set screw.
- Open face design.
- Applications for solar and swimming pool grounding.
- Rated for 600v.
- Listed for direct burial in earth or concrete.
- Plated = tin plated.

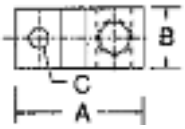

E1981080

Catalog Number	Conductor Range	Dimensions (in.) A	B	C	Bolt Size	Height	Tang Thickness	Pcs. Per Ctn.	Wt. Per 100	NAED UPC No. 632591-
LIC-50S	4-14	.97	.38	.20	13/64	.69	.15	100	2.0	61466-5
LIC-50S Plated	4-14	.97	.38	.20	13/64	.69	.15	100	2.0	61497-9

Type GGPT : Dual-Rated Aluminum Connectors

For use with both aluminum and copper conductors.

UL-486B Listed AL9CU (90°C Rated)

- **GALVAN** Parallel and Tee Taps are manufactured from high strength 6061-T6 aluminum alloy to insure both maximum strength and conductivity.
- They are dual-rated for both copper and aluminum conductors and are electro-tin plated to provide low contact resistance and protection against corrosion.
- Only a screwdriver or allen wrench is needed for assembly.

Fig. 1

Fig. 2

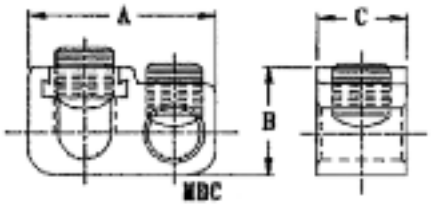

E155274

Catalog Number	Fig. No.	Cond. Range Main	Cond. Range Tap	Pcs. Per Ctn.	Wt. Per 100	Dimensions A	Dimensions B	Dimensions C	NAED UPC No. 632591-
GGPT-2	1	2-12	4-14	50	4.0	1.39	0.88	0.63	71614-7
GGPT-1/0	2	1/0-2	1/0-14	25	16.0	1.75	1.00	0.75	71615-4
GGPT-250-0	2	250-1/0	1/0-14	25	16.0	2.03	1.31	1.06	71616-1
GGPT-250-250	2	250-1/0	250-6	25	20.0	2.28	1.31	1.06	71617-8
GGPT-350	2	350-4/0	350-6	12	20.0	2.56	1.44	1.25	71618-5
GGPT-500	2	500-350	500-2	12	37.0	3.13	1.75	1.38	71619-2
GGPT-750-500	2	750-500	500-2	6	54.0	3.38	2.00	1.50	71620-8

Covers for GGPT

Cover Catalog Number	Use with Connector	Pcs. Per Ctn.	Wt. Per 100	Dimensions A	Dimensions B	Dimensions C	NAED UPC No. 632591-
TC-2	GGPT-2	12	2.4	2.25	1.37	1.11	71589-8
TC-1/0	GGPT-1/0	12	4.0	2.61	2.17	1.26	71588-1
TC-250	GGPT-250	6	7.4	3.44	3.18	1.63	71590-4
TC-350	GGPT-350	6	8.4	3.76	3.29	1.76	71591-1
TC-500	GGPT-500	3	12.0	4.39	3.34	2.12	71592-8
TC-750	GGPT-750	3	14.0	4.55	3.45	2.34	71593-5

PRE-INSULATED MULTI-TAP CONNECTORS

E9498

Galvan UV-rated pre-insulated multi-tap connectors are real timesavers for installers who work with line splicing, reducers and tap applications. Available in single-sided, double-sided and splice versions, the connectors don't require taping during installations. The PVC-covered connectors are enclosed in protective black Plastisol and filled with Penetrox™ oxide inhibitors to ensure greater contact resistance to moisture, chemicals and abrasion. The connectors' solid end caps protect against contamination.

ITO (offset)

Dual-Rated Multi-Tap Connectors

- Use with copper or aluminum conductors.
- Tape-free installs save time.
- 2 to 8 taps per connector.
- Reduces inventory size and costs.
- UL listed up to 600 MCM.
- CSA-certified to 600 volts, 90° C.
- Wire strip lengths: 5/8-inch to 1-1/8-inch.

IPLD (two-sided)

IPL (one-sided)

ISR (splice/reducer)

PRE-INSULATED MULTI-TAP CONNECTORS

E9498

Catalog Number	Num. of Ports	Conductor Range (AWG/kcmil)	Dimensions (Inches) L	W	H	Hex Key (Torque) (in.-lbs.)	Wire Strip Length(in.)	UPC
ITO-4	2	#14-4	1.16	1.50	1.25	1/8 (45)	5/8	632591-61449-8
ITO-2/0	2	#14-2/0	1.52	1.56	1.38	3/16 (120)	11/16	632591-61450-4
ITO-250	2	#10-250	2.03	2.64	2.13	5/16 (275)	1	632591-61451-1
ISR-2	2	#14-2	2.38	0.75	1.22	5/32 (45)	3/4	632591-61409-2
ISR-1/0	2	#14-1/0	2.91	0.91	1.38	3/16 (120)	1	632591-61410-8
ISR-250	2	#10-250	4.01	1.19	2.10	5/16 (120)	1-3/16	632591-61411-5
ISR-350	2	#10-350	4.63	1.34	2.35	5/16 (275)	1-3/8	632591-61412-2
ISR-500	2	#6-500	5.00	1.62	2.62	3/8 (375)	1-1/2	632591-61413-9
IPL4-2	2	#14-4	1.16	1.16	1.25	1/8 (45)	5/8	632591-61414-6
IPL4-3	3	#14-4	1.59	1.25	1.25	1/8 (45)	5/8	632591-61415-3
IPL4-4	4	#14-4	2.03	1.25	1.25	1/8 (45)	5/8	632591-61416-0
IPL2/0-2	2	#14-2/0	1.52	1.40	1.38	3/16 (120)	11/16	632591-61417-7
IPL2/0-3	3	#14-2/0	2.19	1.31	1.38	3/16 (120)	11/16	632591-61418-4
IPL250-2	2	#10-250	2.03	2.07	2.13	5/16 (275)	1	632591-61420-7
IPL250-3	3	#10-250	2.97	2.07	2.13	5/16 (275)	1	632591-61421-4
IPL600-2	2	#4-600	2.72	2.38	2.75	3/8 (375)	1-1/8	632591-61423-8
IPLD4-3	3	#14-4	1.59	1.50	1.25	1/8 (45)	5/8	632591-61425-2
IPLD4-4	4	#14-4	2.03	1.50	1.25	1/8 (45)	5/8	632591-61426-9
IPLD2/0-2	2	#14-2/0	1.52	1.56	1.25	3/16 (120)	11/16	632591-61427-6
IPLD2/0-3	3	#14-2/0	2.19	1.56	1.25	3/16 (120)	11/16	632591-61428-3
IPLD2/0-4	4	#14-2/0	2.86	1.56	1.25	3/16 (120)	11/16	632591-61429-0
IPLD2/0-6	6	#14-2/0	4.20	1.56	1.25	3/16 (120)	11/16	632591-61430-6
IPLD250-2	2	#10-250	2.03	2.64	2.13	5/16 (275)	1	632591-61431-3
IPLD250-3	3	#10-250	2.97	2.64	2.13	5/16 (275)	1	632591-61432-0
IPLD250-4	4	#10-250	3.91	2.64	2.13	5/16 (275)	1	632591-61433-7
IPLD250-6	6	#10-250	5.78	2.64	2.13	5/16 (275)	1	632591-61434-4
IPLD350-2	2	#10-350	2.22	3.00	2.50	5/16 (375)	1-1/8	632591-61436-8
IPLD350-3	3	#10-350	3.13	3.00	2.50	5/16 (375)	1-1/8	632591-61437-5
IPLD350-4	4	#10-350	4.04	3.00	2.50	5/16 (375)	1-1/8	632591-61438-2
IPLD350-6	6	#10-350	5.86	3.00	2.50	5/16 (375)	1-1/8	632591-61439-9
IPLD350-8	8	#10-350	7.68	3.00	2.50	5/16 (375)	1-1/8	632591-61441-2
IPLD600-2	2	#4-600	2.56	3.00	2.75	3/8 (375)	1-1/8	632591-61443-6
IPLD600-3	3	#4-600	3.77	3.00	2.75	3/8 (375)	1-1/8	632591-61444-3
IPLD600-4	4	#4-600	4.97	3.00	2.75	3/8 (375)	1-1/8	632591-61445-0
IPLD600-5	5	#4-600	6.17	3.00	2.75	3/8 (375)	1-1/8	632591-61446-7
IPLD600-6	6	#4-600	7.37	3.00	2.75	3/8 (375)	1-1/8	632591-61447-4
IPLD600-8	8	#4-600	9.78	3.00	2.75	3/8 (375)	1-1/8	632591-61448-1

Dual-Rated Compression Connectors

For use with both aluminum and copper conductors.

- GALVAN aluminum compression connectors and splices are manufactured from high conductivity 1350 alloy aluminum seamless tubing.
- Tin plated and prefilled with oxide inhibitor.

E9999

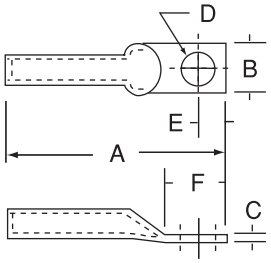

Catalog Number	Die Color	Conductor Size	Pcs. Per Ctn.	Wt. Per 100	Dimensions A	B	C	D	E	F	Bolt Size	NAED UPC No. 632591-
CLA8-25	Blue	8	20	0.8	1.81	0.63	0.09	0.28	0.31	0.81	1/4	71189-0
CLA6-25	Gray	6	20	0.9	1.93	0.53	0.12	0.28	0.31	0.75	1/4	71184-5
CLA6-31	Gray	6	20	0.9	1.93	0.53	0.12	0.34	0.38	0.75	5/16	71185-2
CLA6-38	Gray	6	20	0.9	1.93	0.53	0.12	0.41	0.38	0.75	3/8	71186-9
CLA4-25	Green	4	20	1.7	2.31	0.65	0.15	0.28	0.38	0.88	1/4	71173-9
CLA4-31	Green	4	20	1.7	2.31	0.65	0.15	0.34	0.38	0.88	5/16	71174-6
CLA4-38	Green	4	20	1.7	2.31	0.65	0.15	0.41	0.38	0.88	3/8	71175-3
CLA2-25	Pink	2	20	2.6	2.50	0.68	0.17	0.28	0.38	0.88	1/4	71157-9
CLA2-31	Pink	2	20	2.6	2.50	0.68	0.17	0.34	0.38	0.88	5/16	71158-6
CLA1-25	Gold	1	10	3.1	2.50	0.78	0.17	0.28	0.38	0.88	1/4	71150-0
CLA1-31	Gold	1	10	3.1	2.50	0.78	0.17	0.34	0.38	0.88	5/16	71151-7
CLA1-38	Gold	1	10	3.1	2.50	0.78	0.17	0.41	0.38	0.88	3/8	71152-4
CLA1/0-25	Tan	1/0	10	4.2	2.81	0.84	0.20	0.28	0.50	0.93	1/4	71153-1
CLA1/0-31	Tan	1/0	10	4.2	2.81	0.84	0.20	0.34	0.50	0.93	5/16	71154-8
CLA1/0-38	Tan	1/0	10	4.2	2.81	0.84	0.20	0.41	0.50	0.93	3/8	71155-5
CLA1/0-50	Tan	1/0	10	4.2	2.81	0.84	0.20	0.41	0.50	0.93	3/8	71156-2
CLA2/0-38	Olive	2/0	10	5.5	2.81	0.93	0.22	0.41	0.50	1.12	3/8	71163-0
CLA3/0-31	Ruby	3/0	10	7.4	3.00	1.06	0.24	0.34	0.50	1.12	5/16	71167-8
CLA3/0-38	Ruby	3/0	10	7.4	3.00	1.06	0.24	0.41	0.50	1.12	3/8	71168-5
CLA4/0-38	White	4/0	10	11.5	3.43	1.18	0.29	0.41	0.56	1.31	3/8	71178-4
CLA4/0-50	White	4/0	10	11.5	3.43	1.18	0.29	0.41	0.56	1.31	3/8	71179-1
CLA250-50	Red	250	5	17.0	3.50	1.43	0.32	0.56	0.63	1.31	1/2	71165-4
CLA300-38	Blue	300	5	20.0	4.00	1.43	0.35	0.41	0.63	1.50	3/8	71169-2
CLA300-50	Blue	300	5	20.0	4.00	1.43	0.35	0.56	0.63	1.50	1/2	71170-8
CLA350-50	Brown	350	3	27.0	4.25	1.50	0.38	0.56	0.69	1.50	1/2	71172-2
CLA400-50	Green	400	3	33.0	4.68	1.50	0.42	0.56	0.69	1.50	1/2	71181-4
CLA500-50	Pink	500	3	39.0	4.75	1.78	0.47	0.56	0.75	1.50	1/2	71183-8
CLA600-62	Black	600	3	53.0	5.12	1.96	0.51	0.69	0.75	1.87	5/8	71187-6
CLA750-62	Yellow	750	3	64.0	6.12	2.18	0.55	0.69	0.94	2.00	5/8	71188-3

Notes: UL Listed and CSA Certified for 600 Volts when installed with approved tools and dies. Can be used for high voltage applications up to 35 KV provided proper high voltage installation and insulation techniques are employed.

Dual-Rated Compression Connectors - 2 Hole Long Barrel

For use with both aluminum and copper conductors.

- GALVAN aluminum compression connectors and splices are manufactured from high strength 1350 alloy aluminum seamless tubing.
- Tin plated and prefilled with oxide inhibitor.

E9999

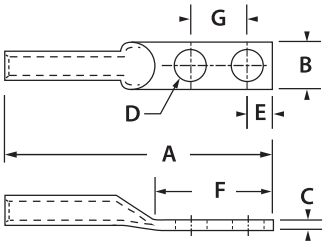

Catalog Number	Die Color	Conductor Size	Pcs. Per Ctn.	Wt. Per 100	Dimensions							Bolt Size	NAED UPC No. 632591-
					A	B	C	D	E	F	G		
2CLA1/0-50	Tan	1/0	10	7.5	3.50	0.84	0.20	0.56	0.50	1.87	1.00	1/2	-
2CLA2/0-50	Olive	2/0	10	12.0	4.80	0.93	0.22	0.56	0.63	3.12	1.75	1/2	70791-6
2CLA3/0-50	Ruby	3/0	10	16.0	5.00	1.06	0.24	0.56	0.63	3.12	1.75	1/2	70793-0
2CLA4/0-50	White	4/0	10	20.0	5.25	1.18	0.29	0.56	0.63	3.12	1.75	1/2	70797-8
2CLA250-50	Red	250	5	25.0	5.31	1.28	0.32	0.56	0.63	3.12	1.75	1/2	70792-3
2CLA300-50	Blue	300	3	30.0	5.50	1.40	0.35	0.56	0.63	3.12	1.75	1/2	70794-7
2CLA350-50	Brown	350	3	35.0	5.87	1.50	0.38	0.56	0.63	3.12	1.75	1/2	70795-4
2CLA400-50	Green	400	3	52.0	6.43	1.62	0.42	0.56	0.63	3.12	1.75	1/2	70798-5
2CLA500-50	Pink	500	3	61.0	6.50	1.78	0.47	0.56	0.63	3.12	1.75	1/2	70800-5
2CLA600-50	Black	600	3	86.0	6.75	1.96	0.51	0.56	0.63	3.12	1.75	1/2	70801-2
2CLA750-50	Yellow	750	3	96.0	7.37	2.18	0.55	0.56	0.63	3.12	1.75	1/2	70802-9
2CLA1000-50	--	1000	1	107.0	7.78	2.50	0.50	0.56	0.75	3.00	1.75	1/2	61274-6

Notes: UL Listed and CSA Certified for 600 Volts when installed with approved tools and dies. Can be used for high voltage applications up to 35 KV provided proper high voltage installation and insulation techniques are employed.

Dual-Rated Compression Splices

Dual-Rated Connectors

- For use with both aluminum and copper conductors.
- GALVAN aluminum compression connectors and splices are manufactured from high Conductivity 1350 alloy aluminum seamless tubing.
- Tin plated and prefilled with oxide inhibitor.

E9999

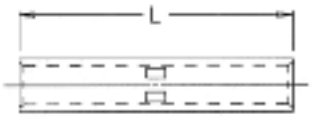

Catalog Number	Die Color	Conductor Size	Pcs. Per Ctn.	Wt. Per 100	Length	NAED UPC No. 632591-
SA-8	BLUE	8	20	1.0	1.50	71536-2
SA-6	GRAY	6	20	1.0	1.63	71533-1
SA-4	GREEN	4	20	1.8	2.00	71529-4
SA-2	PINK	2	20	3.5	2.38	71523-2
SA-1	GOLD	1	10	3.5	2.38	71521-8
SA-1/0	TAN	1/0	10	4.0	2.50	71522-5
SA-2/0	OLIVE	2/0	10	5.5	2.63	71524-9
SA-3/0	RUBY	3/0	10	7.0	2.88	71526-3
SA-4/0	WHITE	4/0	10	13.0	3.13	71530-0
SA-250	RED	250	5	17.0	3.25	71525-6
SA-300	BLUE	300	5	20.0	3.25	71527-0
SA-350	BROWN	350	3	30.0	3.88	71528-7
SA-400	GREEN	400	3	35.0	4.88	71531-7
SA-500	PINK	500	3	42.0	5.00	71532-4
SA-600	BLACK	600	3	42.0	5.13	71534-8
SA-750	YELLOW	750	3	70.0	5.38	71535-5

Notes: UL Listed and CSA Certified for 600 Volts 35 KV when installed with approved tools and dies. For applications greater than 2000 volts consult cable manufacturer for voltage stress relief instructions.

One-Hole Short Barrel Copper

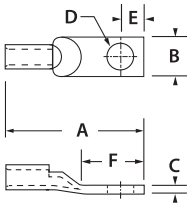

For use with copper conductors **only.**

- Specially designed for industrial and building applications.
- **GALVAN** compression connectors are manufactured from high strength pure electrolytic copper to insure both maximum strength and conductivity.
- All connectors are color coded for quick, easy identification with matching die.
- Tin-plated for corrosion resistance.
- Specially chamfered barrel for ease of installation.
- Can be used for high voltage application up to 35 kV provided proper high voltage insulation techniques are used.
- U.L. Listed for AWG conductor when installed with approved tools and dies.

E9999

Catalog Number	Die Color	Conductor Size	Pcs. Per Ctn.	Wt. Per 100	Dimensions						Bolt Size	NAED UPC No. 632591-
					A	B	C	D	E	F		
CC8-19	Red	8 Str.	50	1.5	1.63	0.39	0.08	0.20	0.22	0.63	#10	71051-0
CC8-25	Red	8 Str.	50	1.5	1.69	0.48	0.06	0.28	0.31	0.69	1/2	71052-7
CC8-31	Red	8 Str.	50	1.5	1.69	0.48	0.06	0.34	0.31	0.69	5/16	71053-4
CC6-19	Blue	6 Str.	50	1.8	1.69	0.39	0.08	0.20	0.22	0.63	#10	71044-2
CC6-25	Blue	6 Str.	50	1.8	1.69	0.39	0.06	0.28	0.31	0.69	1/4	71045-9
CC6-31	Blue	6 Str.	50	1.8	1.75	0.50	0.06	0.34	0.31	0.69	5/16	71046-6
CC6-38	Blue	6 Str.	50	1.8	1.75	0.50	0.06	0.34	0.31	0.69	5/16	71047-3
CC4-25	Gray	4 Str.	50	2.1	1.76	0.52	0.09	0.28	0.34	0.69	1/4	71035-0
CC4-31	Gray	4 Str.	50	2.1	1.81	0.56	0.09	0.34	0.38	0.69	5/16	71036-7
CC4-38	Gray	4 Str.	50	2.1	1.81	0.56	0.08	0.20	0.38	0.75	#10	71037-4
CC2-25	Brown	2 Str.	50	3.6	1.94	0.63	0.08	0.28	0.34	0.75	1/4	71020-6
CC2-31	Brown	2 Str.	50	3.6	1.94	0.63	0.10	0.34	0.38	0.81	5/16	71021-3
CC2-38	Brown	2 Str.	50	3.6	1.94	0.63	0.10	0.41	0.41	0.81	3/8	71022-0
CC1-25	Green	1 Str.	20	3.6	2.00	0.67	0.10	0.28	0.34	0.81	1/4	71012-1
CC1-31	Green	1 Str.	20	3.6	2.00	0.67	0.11	0.34	0.38	0.81	5/16	71013-8
CC1/0-25	Pink	1/0 Str.	10	4.3	2.06	0.73	0.11	0.28	0.34	0.81	1/4	71015-2
CC1/0-31	Pink	1/0 Str.	10	4.3	2.06	0.73	0.12	0.34	0.38	0.81	5/16	71016-9
CC1/0-38	Pink	1/0 Str.	10	4.3	2.06	0.73	0.12	0.41	0.41	0.81	3/8	71017-6
CC1/0-50	Pink	1/0 Str.	10	4.3	2.06	0.73	0.12	0.56	0.41	0.81	1/2	71018-3
CC2/0-38	Black	2/0 Str.	10	6.2	2.31	0.81	0.12	0.41	0.44	0.81	3/8	71023-7
CC2/0-50	Black	2/0 Str.	10	6.2	2.31	0.81	0.12	0.56	0.53	1.06	1/2	71024-4
CC3/0-38	Orange	3/0 Str.	10	7.6	2.50	0.94	0.12	0.41	0.44	0.81	3/8	71028-2
CC3/0-50	Orange	3/0 Str.	10	7.6	2.50	0.94	0.13	0.56	0.53	1.06	1/2	71029-9
CC4/0-38	Purple	4/0 Str.	10	7.7	2.53	1.06	0.13	0.41	0.44	0.81	3/8	71038-1
CC4/0-50	Purple	4/0 Str.	10	7.7	2.53	1.06	0.13	0.56	0.53	1.06	1/2	71039-8
CC250-38	Yellow	250 MCM	10	13.0	2.69	1.13	0.14	0.41	0.44	1.06	3/8	71025-1
CC250-50	Yellow	250 MCM	10	13.0	2.69	1.13	0.14	0.56	0.53	1.06	1/2	71026-8
CC300-50	White	300 MCM	10	14.0	2.75	1.25	0.16	0.56	0.53	1.13	1/2	71030-5
CC350-50	Red	350 MCM	10	19.0	2.88	1.31	0.17	0.56	0.53	1.13	1/2	71032-9
CC400-50	Blue	400 MCM	6	25.0	3.06	1.39	0.18	0.56	0.53	1.25	1/2	71040-4
CC500-50	Brown	500 MCM	6	40.0	3.31	1.56	0.21	0.56	0.53	1.25	1/2	71042-8
CC500-62	Brown	500 MCM	6	40.0	3.81	1.56	0.21	0.69	0.88	1.75	5/8	71043-5
CC600-62	Green	600 MCM	6	60.0	4.13	1.78	0.25	0.56	0.88	1.75	1/2	71048-0
CC700-62	Pink	700 MCM	6	70.0	4.44	1.81	0.25	0.69	0.88	1.88	5/8	71049-7
CC750-62	Black	750 MCM	6	82.0	4.44	1.91	0.27	0.69	0.88	1.88	5/8	71050-3
CC1000-75	White	1000 MCM	3	120.0	5.13	2.19	0.32	0.78	0.94	1.88	3/4	71019-0

Notes: * Consult factory for availability of special mounting hole sizes.

Two-Hole Short Barrel Copper

For use with copper conductors **only.**

- Specially designed for industrial and building applications.
- **GALVAN** compression connectors are manufactured from high strength pure electrolytic copper to insure both maximum strength and conductivity.
- All connectors are color coded for quick, easy identification with matching die.
- Tin-plated for corrosion resistance.
- Specially chamfered barrel for ease of installation.
- Can be used for high voltage application up to 35 kV provided proper high voltage insulation techniques are used.
- U.L. Listed for AWG conductor when installed with approved tools and dies.

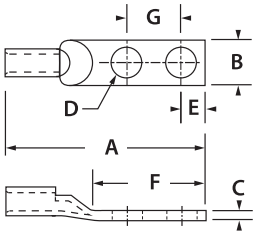

E9999

Catalog Number	Die Color	Conductor Size	Pcs. Per Ctn.	Wt. Per 100	Dimensions							Bolt Size	NAED UPC No. 632591-
					A	B	C	D	E	F	G		
CCL8-19	Red	8 Str.	50	2.8	1.91	0.41	0.06	0.20	0.31	1.13	0.63	#10	71123-4
CCL6-25	Blue	6 Str.	50	3.6	1.97	0.41	0.09	0.25	0.25	1.13	0.63	1/4	71119-7
CCL4-25	Gray	4 Str.	50	4.4	2.03	0.50	0.09	0.25	0.25	1.13	0.63	1/4	71112-8
CCL2-25	Brown	2 Str.	25	6.4	2.41	0.56	0.09	0.25	0.25	1.13	0.63	1/4	71101-2
CCL1-25	Green	1 Str.	25	9.2	2.59	0.97	0.09	0.25	0.38	1.75	0.88	1/4	71096-1
CCL1/0-31	Pink	1/0 Str.	10	10.8	2.69	0.75	0.13	0.34	0.31	1.75	0.88	5/16	71097-8
CCL1/0-38	Pink	1/0 Str.	10	10.8	2.69	0.75	0.13	0.41	0.38	1.75	0.88	3/8	71098-5
CCL2/0-38	Black	2/0 Str.	10	12.2	3.81	0.81	0.13	0.41	0.38	2.81	1.75	3/8	71102-9
CCL2/0-50	Black	2/0 Str.	10	12.2	3.81	0.81	0.13	0.50	0.50	2.81	1.75	1/2	71103-6
CCL3/0-38	Orange	3/0 Str.	10	16.2	3.25	0.94	0.13	0.41	0.38	1.81	1.00	3/8	71106-7
CCL3/0-50	Orange	3/0 Str.	10	16.2	3.81	0.81	0.13	0.50	0.50	2.81	1.75	1/2	71107-4
CCL4/0-38	Purple	4/0 Str.	10	18.8	3.28	1.06	0.14	0.41	0.38	1.81	1.00	3/8	71113-5
CCL4/0-50	Purple	4/0 Str.	10	18.8	4.25	1.09	0.13	0.50	0.50	2.81	1.75	1/2	71114-2
CCL250-38	Yellow	250 MCM	10	23.6	3.43	1.13	0.15	0.41	0.38	1.81	1.00	3/8	71104-3
CCL250-50	Yellow	250 MCM	10	23.6	4.34	1.13	0.16	0.50	0.50	3.00	1.75	1/2	71105-0
CCL300-38	White	300 MCM	10	27.0	3.43	1.25	0.16	0.41	0.38	1.81	1.00	3/8	71108-1
CCL300-50	White	300 MCM	10	27.0	4.53	1.19	0.16	0.50	0.50	3.00	1.75	1/2	71109-8
CCL350-38	Red	350 MCM	10	32.4	3.56	1.31	0.17	0.41	0.38	1.81	1.00	3/8	71110-4
CCL350-50	Red	350 MCM	10	32.4	4.53	1.34	0.16	0.50	0.50	3.00	1.75	1/2	71111-1
CCL400-38	Blue	400 MCM	10	37.9	3.62	1.41	0.18	0.41	0.38	1.81	1.00	3/8	71115-9
CCL400-50	Blue	400 MCM	10	37.9	4.81	1.41	0.16	0.50	0.50	3.00	1.75	1/2	71116-6
CCL500-38	Brown	500 MCM	10	52.2	3.87	1.56	0.21	0.41	0.38	1.81	1.00	3/8	71117-3
CCL500-50	Brown	500 MCM	10	52.2	5.00	1.53	0.22	0.50	0.50	3.00	1.75	1/2	71118-0
CCL600-38	Green	600 MCM	5	85.0	4.18	1.72	0.22	0.41	0.38	1.18	1.00	3/8	71120-3
CCL600-50	Green	600 MCM	5	85.0	5.13	1.72	0.22	0.50	0.50	3.00	1.75	1/2	71121-0
CCL750-50	Black	750 MCM	5	85.6	5.22	1.72	0.27	0.50	0.50	3.00	1.75	1/2	71122-7
CCL1000-50	White	1000 MCM	5	126.6	5.44	2.25	0.28	0.50	0.50	3.00	1.75	1/2	71100-5

Notes: Consult factory for availability of special mounting hole sizes.

One-Hole Long Barrel Copper

For use with copper conductors **only.**

- Specially designed for industrial and building applications.
- **GALVAN** compression connectors are manufactured from high strength pure electrolytic copper to insure both maximum strength and conductivity.
- All connectors are color coded for quick, easy identification with matching die.
- Tin-plated for corrosion resistance.
- Specially chamfered barrel for ease of installation.
- Can be used for high voltage application up to 35 kV provided proper high voltage insulation techniques are used.
- U.L. Listed for AWG conductor when installed with approved tools and dies.

E9999

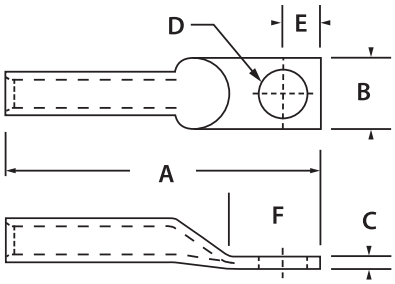

Catalog Number	Die Color	Conductor Size	Pcs. Per Ctn.	Wt. Per 100	Dimensions A	B	C	D	E	F	Bolt Size	NAED UPC No. 632591-
CCB8-25	Red	8 Str.	50	2	1.94	0.48	0.08	0.27	0.31	0.69	1/4	71073-2
CCB6-25	Blue	6 Str.	50	2.2	1.94	0.50	0.06	0.27	0.31	0.69	1/4	71069-5
CCB4-25	Gray	4 Str.	50	2.5	2.25	0.52	0.09	0.27	0.34	0.75	1/4	71064-0
CCB4-38	Gray	4 Str.	50	2.5	2.61	0.81	0.09	0.38	0.31	1.00	5/16	61208-1
CCB2-31	Brown	2 Str.	25	4.5	2.32	0.63	0.10	0.33	0.38	0.81	5/16	71057-2
CCB1-31	Green	1 Str.	10	5.5	2.63	0.67	0.11	0.33	0.38	0.81	5/16	71054-1
CCB1/0-38	Pink	1/0 Str.	10	6.0	2.88	0.74	0.12	0.41	0.41	1.06	3/8	71055-8
CCB2/0-38	Black	2/0 Str.	10	8.2	2.88	0.82	0.12	0.41	0.44	1.06	3/8	71058-9
CCB2/0-50	Black	2/0 Str.	10	8.2	2.88	0.82	0.12	0.41	0.44	1.06	3/8	71059-6
CCB3/0-50	Orange	3/0 Str.	10	9.5	3.50	0.94	0.13	0.54	0.53	1.06	1/2	71061-9
CCB4/0-50	Purple	4/0 Str.	10	13	3.53	1.06	0.14	0.54	0.53	1.06	1/2	71066-4
CCB250-50	Yellow	250 MCM	10	17	3.56	1.13	0.14	0.54	0.53	1.06	1/2	71060-2
CCB300-50	White	300 MCM	10	20	3.63	1.25	0.16	0.54	0.53	1.13	1/2	71062-6
CCB350-50	Red	350 MCM	10	26	3.75	1.31	0.17	0.54	0.53	1.13	1/2	71063-3
CCB400-50	Blue	400 MCM	6	33	3.88	1.41	0.18	0.54	0.53	1.25	1/2	71067-1
CCB500-50	Brown	500 MCM	6	50	4.44	1.56	0.21	0.54	0.53	1.25	1/2	71068-8
CCB600-62	Green	600 MCM	6	70	5.00	1.72	0.25	0.66	0.88	1.75	5/8	71071-8
CCB750-62	Black	750 MCM	6	96	5.87	1.91	0.27	0.66	0.88	1.86	5/8	71072-5
CCB1000-62	White	1000 MCM	3	132	6.25	2.19	0.32	0.66	0.88	2.13	5/8	71056-5

Notes: *Consult factory for availability of special mounting hole sizes.

Two-Hole Long Barrel Copper

For use with copper conductors **only.**

- Specially designed for industrial and building applications.
- **GALVAN** compression connectors are manufactured from high strength pure electrolytic copper to insure both maximum strength and conductivity.
- All connectors are color coded for quick, easy identification with matching die.
- Tin-plated for corrosion resistance.
- Specially chamfered barrel for ease of installation.
- Can be used for high voltage application up to 35 kV provided proper high voltage insulation techniques are used.
- U.L. Listed for AWG conductor when installed with approved tools and dies.

E9999

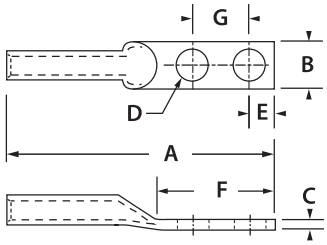

Catalog Number	Die Color	Conductor Size	Pcs. Per Ctn.	Wt. Per 100	Dimensions							Bolt Size	NAED UPC No. 632591-
					A	B	C	D	E	F	G		
CCBL8-25	Red	8 Str.	50	3.0	2.88	0.41	0.06	0.25	0.25	1.44	0.63	1/4	71094-7
CCBL6-25	Blue	6 Str.	50	3.2	2.25	0.41	0.06	0.25	0.25	1.25	0.63	1/4	71091-6
CCBL4-25	Gray	4 Str.	50	3.9	2.19	0.53	0.19	0.25	0.25	1.19	0.63	3/8	71087-9
CCBL2-31	Brown	2 Str.	25	6.1	2.81	0.44	0.09	0.33	0.38	1.38	0.75	1/4	71080-0
CCBL1-31	Green	1 Str.	10	6.9	2.97	0.66	0.09	0.33	0.38	1.38	0.88	1/2	71074-9
CCBL1/0-50	Pink	1/0 Str.	10	8.8	3.97	0.75	0.13	0.50	0.50	3.00	1.75	5/16	71077-0
CCBL2/0-50	Black	2/0 Str.	10	15.0	4.19	0.81	0.13	0.50	0.50	3.00	1.75	5/16	71082-4
CCBL3/0-50	Orange	3/0 Str.	10	16.0	4.44	0.94	0.13	0.50	0.50	2.94	1.75	5/16	71084-8
CCBL4/0-50	Purple	4/0 Str.	10	22.0	4.69	1.03	0.13	0.50	0.50	3.00	1.75	1/2	71088-6
CCBL250-50	Yellow	250 MCM	10	27.0	4.91	1.06	0.13	0.50	0.50	3.00	1.75	1/2	71083-1
CCBL300-50	White	300 MCM	10	31.0	5.22	1.19	0.13	0.50	0.50	3.00	1.75	1/2	71085-5
CCBL350-50	Red	350 MCM	10	40.0	5.34	1.34	0.16	0.50	0.50	3.00	1.75	1/2	71086-2
CCBL400-50	Blue	400 MCM	6	45.0	5.44	1.41	0.19	0.50	0.50	3.00	1.75	1/2	71089-3
CCBL500-50	Brown	500 MCM	6	66.0	5.94	1.59	0.19	0.50	0.50	3.00	1.75	1/2	71090-9
CCBL600-50	Green	600 MCM	6	75.0	5.75	1.72	0.22	0.50	0.50	3.00	1.75	1/2	71092-3
CCBL750-50	Black	750 MCM	6	115.0	6.09	1.91	0.25	0.50	0.50	3.00	1.75	1/2	71093-0
CCBL1000-50	White	1000MCM	3	152.0	6.34	2.25	0.28	0.50	0.50	3.00	1.75	1/2	71078-7

Notes: Consult factory for availability of special mounting hole sizes.
UL Listed and CSA Certified for 600 volts when installed with approved tools and dies.
Can be used for high voltage applications up to 35 KV.
KV provided proper high voltage installation and insulation techniques are employed.

Short Barrel Copper Compression Splices

- Specially designed for industrial and building applications.
- **GALVAN** compression connectors are manufactured from high strength pure electrolytic copper to insure both maximum strength and conductivity.
- All connectors are color coded for quick, easy identification with matching die.
- Tin-plated for corrosion resistance.
- Specially chamfered barrel for ease of installation.
- Can be used for high voltage application up to 35KV provided proper high voltage insulation techniques are used.
- U.L. Listed for AWG conductor when installed with approved tools and dies.

E9999

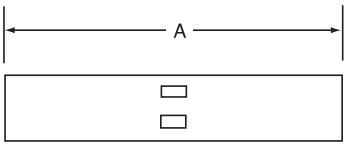

Catalog Number	Die Color	Conductor Size	Pcs. Per Ctn.	Wt. Per 100	A	NAED UPC No. 632591-
CSS-8	Red	8 Str.	50	1.4	1.62	71241-5
CSS-6	Blue	6 Str.	50	2.2	1.75	71237-8
CSS-4	Gray	4 Str.	50	2.6	1.87	71233-0
CSS-2	Brown	2 Str.	25	4.0	1.87	71227-9
CSS-1	Green	1 Str.	10	5.2	1.87	71224-8
CSS-1/0	Pink	1/0 Str.	10	5.7	1.87	71225-5
CSS-2/0	Black	2/0 Str.	10	6.5	2.00	71228-6
CSS-3/0	Orange	3/0 Str.	10	7.7	2.12	71230-9
CSS-4/0	Purple	4/0 Str.	10	8.0	2.12	71234-7
CSS-250	Yellow	250 MCM	6	12.5	2.25	71229-3
CSS-300	White	300 MCM	6	14.0	2.25	71231-6
CSS-350	Red	350 MCM	6	18.0	2.37	71232-3
CSS-400	Blue	400 MCM	6	22.0	2.50	71235-4
CSS-500	Brown	500 MCM	6	35.0	2.87	71236-1
CSS-600	Green	600 MCM	6	40.0	3.00	71238-5
CSS-750	Black	750 MCM	3	56.0	3.38	71240-8
CSS-1000	White	1000 MCM	3	87.0	3.87	71226-2

Notes: UL Listed and CSA Certified for 600 volts when installed with approved tools and dies. Can be used for high voltage applications up to 35KV provided proper high voltage installation and insulation techniques are employed.

Long Barrel Copper Compression Splices

- Specially designed for industrial and building applications.
- **GALVAN** compression connectors are manufactured from high strength pure electrolytic copper to insure both maximum strength and conductivity.
- All connectors are color coded for quick, easy identification with matching die.
- Tin-plated for corrosion resistance.
- Specially chamfered barrel for ease of installation.
- Can be used for high voltage application up to 35 kV provided proper high voltage insulation techniques are used.
- U.L. Listed for AWG conductor when installed with approved tools and dies.

E9999

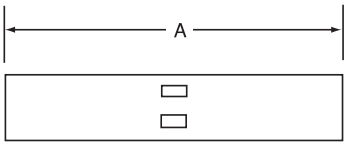

Catalog Number	Die Color	Conductor Size	Pcs. Per Ctn.	Wt. Per 100	A	NAED UPC No. 632591-
CSL-8	Red	8 Str.	50	3.5	2.00	71223-1
CSL-6	Blue	6 Str.	50	4.0	2.38	71220-0
CSL-4	Gray	4 Str.	50	5.2	2.38	71216-3
CSL-2	Brown	2 Str.	25	7.8	2.62	71210-1
CSL-1	Green	1 Str.	10	10.0	2.87	71207-1
CSL-1/0	Pink	1/0 Str.	10	11.0	2.87	71208-8
CSL-2/0	Black	2/0 Str.	10	13.0	3.12	71211-8
CSL-3/0	Orange	3/0 Str.	10	15.0	3.12	71213-2
CSL-4/0	Purple	4/0 Str.	10	16.0	3.38	71217-0
CSL-250	Yellow	250 MCM	6	25.0	3.38	71212-5
CSL-300	White	300 MCM	6	26.0	4.12	71214-9
CSL-350	Red	350 MCM	6	31.0	4.12	71215-6
CSL-400	Blue	400 MCM	6	37.0	4.38	71218-7
CSL-500	Brown	500 MCM	6	57.0	4.62	71219-4
CSL-600	Green	600 MCM	6	65.0	5.38	71221-7
CSL-750	Black	750 MCM	3	102.0	5.87	71222-4
CSL-1000	White	1000 MCM	3	140.0	6.12	71209-5

Notes: UL Listed and CSA Certified for 600 volts when installed with approved tools and dies. Can be used for high voltage applications up to 35 KV provided proper high voltage installation and insulation techniques are employed.

Copper Mechanical Connectors

- **GALVAN** single hole solderless lugs and double hole solderless lugs are manufactured from high strength pure electrolytic copper to insure both maximum strength and conductivity, plain finished.
- Conductors are inserted between arched pressure bar and V-bottom collar which positions the wire for positive contact and maximum secureness.
- Easy to install with screwdriver, wrench, or pliers.
- Re-useable; plain copper finish.

Fig. 1

Fig. 2

E12822



Fig. 3

Fig. 4

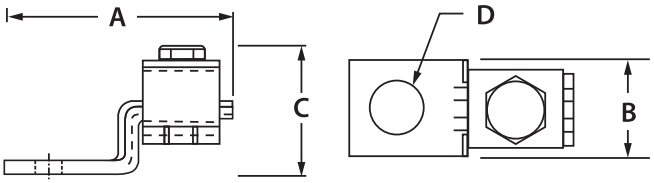

Catalog Number	Fig. No.	Conductor Range	Pcs. Per Ctn.	Wt. Per 100	Dimensions A	B	C	D	Bolt Size	NAED UPC No. 632591-
CF-25	1	10-14	100	1.4	1.00	0.31	0.66	0.16	#6	71129-6
CF-35	1	6-14	100	3.2	1.31	0.50	0.81	0.20	#10	71132-6
CF-90	1	2-8	100	4.5	1.22	0.50	1.00	0.27	1/4	71133-3
CF-125	2	1/0-2	50	11.0	1.97	0.63	1.34	0.27	1/4	71124-1
CF-175	2	3/0-4	25	17.0	2.19	0.75	1.56	0.41	3/8	71125-8
CF-225	2	4/0-2	25	25.0	2.63	1.00	1.81	0.41	3/8	71126-5
CF-300	2	350-1/0	18	51.0	3.19	1.00	2.63	0.41	3/8	71128-9
CF-400	2	500-1/0	3	80.0	4.25	1.50	2.75	0.41	3/8	71130-2
CF-650	2	1000-600	1	190.0	4.63	2.00	3.69	0.53	1/2	71131-9
CFS-35	3	8-14	100	2.2	1.19	0.38	0.75	0.20	#10	71139-5
CFS-70	3	4-14	100	2.8	1.31	0.50	0.81	0.27	1/4	71142-5
CFS-125	4	1/0-2	50	11.0	1.97	0.63	1.34	0.27	3/8	71134-0
CFS-225	4	4/0-1/0	25	23.0	2.63	1.00	1.81	0.41	1/2	71136-4
CFS-400	4	500-4/0	3	68.0	4.25	1.50	2.75	0.41	1/2	71140-1

Notes: CF represents “bent” tang. CFS represents “straight” tang

Type FLC Copper Lug

- One-piece construction for strength and durability.
- Excellent for confined quarters.
- Catalog Nos. FLC-500 and FLC-1000 are cast from high strength bronze alloy.
- All other Catalog numbers are cold forged from pure electrolytic copper with 99% conductivity.

Fig. 1

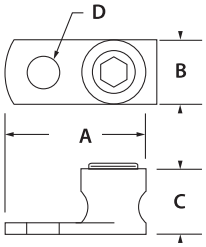

Fig. 2

E50999

Catalog Number	Fig. No.	Cond. Range	Pcs. Per Ctn.	Wt. Per 100	Dimensions A	B	C	D	Bolt Size	NAED UPC No. 632591-
FLC-8	2	8-14	100	1.5	0.70	0.34	0.38	0.20	#10	71263-7
FLC-4	2	4-14	100	3.6	1.09	0.53	0.55	0.27	1/4	71262-0
FLC-1/0	1	1/0-8	50	9.0	1.50	0.63	0.75	0.34	5/16	71260-6
FLC-250	1	250-6	25	17.12	1.97	0.63	0.94	0.41	3/8	71261-3
FLC-500	1	500-4/0	25	65.0	3.00	1.81	1.47	0.63	5/8	71628-4
FLC-1000	1	1000-500	10	155.0	4.00	2.00	2.53	0.75	3/4	71629-1

Direct Burial Copper Lay-In Lug

- Made of copper alloy
- For copper conductors
- Stainless steel blade-type set screw
- Open face design
- Perfect for swimming pool grounding
- Rated for 600v
- Listed for direct burial in earth or concrete
- Plated = tin plated.

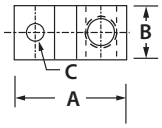

E1981080

Catalog Number	Conductor Range	Dimensions (in.) A	B	C	Bolt Size	Height	Tang Thickness	Pcs. Per Ctn.	Wt. Per 100	NAED UPC No. 632591-
LIC-50S	4-14	.97	.38	.20	13/64	.69	.15	100	2.0	61466-5
LIC-50S Plated	4-14	.97	.38	.20	13/64	.69	.15	100	2.0	61497-9

Oxide Inhibitor

For use with:

- Aluminum to aluminum
- Aluminum to copper
- Aluminum conduit threads

E57463

Consists of a natural (petroleum) base in which zinc particles are suspended.
Not recommended for use with rubber and polyethylene insulated conductors.

Catalog Number	Carton Description	Carton Quantity	NAED UPC No. 632591-
CO-OX-4	4 Oz. Bottle	12	71201-9
CO-OX-8	8 Oz. Bottle	12	71202-6

CMIT Mechanical Indent Tool

- High strength, lightweight aluminum body.
- No dies required.
- High strength fiberglass handles.
- Designed to easily crimp a range of connectors without the use of hydraulic tools.
- Adjustable indentor to cover a wide array of wire ranges and wire types of copper and aluminum lugs and splices.
- Indentor adjusting screw is protected to prevent damage from accidental dropping.
- Calibrated scale for copper connectors with wire range sizes.
- Nest and indentor made of high strength steel for durability.
- Optional tool bag.
- One-year warranty.

Catalog Number	Crimping Capacity	Dimensions Length	Depth	Width	Tool Weight	NAED UPC No. 632591-
CMIT	4/0 AWG, 107.07mm Aluminum Cable 250 MCM, 126.5mm Copper Cable	23.63 in. 60.00cm	1.15 in. 3.81cm	4.50 in. 11.43cm	5.50 lbs. 2.50kg	71192-0

Notes: *Call factory for price.

Economical Mechanical Indent Tool

- High strength, steel body.
- No dies required.
- Designed to easily crimp a range of fittings without the use of hydraulic tools.
- Adjustable indentor to cover a wide array of wire ranges and wire types of copper and aluminum lugs and splices.
- Calibrated scale for copper connectors with wire range from 250 MCM down to #8 str.
- Calibrated scale for aluminum connectors with wire range from 4/0 AWG down to #8 str.
- Nest and indentor made of high strength steel for durability.
- One-year warranty.

Catalog Number	Crimping Capacity	Dimensions Length	Depth	Width	Tool Weight	NAED UPC No. 632591-
CCIT	4/0 AWG to #8 str. Aluminum Cable 250 MCM to #8 str. Copper Cable	23.00 in. 60.00cm	1.15 in. 3.81cm	4.50 in. 11.43cm	6.05 lbs. 2.75kg	71095-4

Notes
***Call factory for price**

Cross Reference is to be used as an aid in selecting products from GALVAN that are similar to the products of other manufacturers. All Information should be verified by the user.

Galvan	Ilsco	NSI	Penn Union	Burndy	Greaves	Homac	T&B
LA-2	TA-2	2T	LA-2	KA-2U	-	-	ADR-2
LA-6	TA-6S	-	LA-6	KA-6U	-	-	ADR6
LA-1/0	TA-0	0T	LA-0	KA-25U	A-1/0	-	ADR11
LA-2/0	TA-2/0	-	LA-2/0	KA-26U	A-2/0	-	ADR21
LA250	TA-250	250T	LA-250	KA-29U	A-250	A-250	ADR25
LA-300	TA-300	300T	-	KA-30U	A-300	A-300	ADR30
LA-350	TA-350	350T	LA-350	KA-31U	A-350	A-350	ADR35
LA-500	TA-500	500T	LA-500	KA-34U	A-500	A-500	ADR50
LA-600	TA-600	600T	LA-600	KA-36U	A-600	A-600	ADR60
LA-800	TA-800	800T	LA-800	KA-40U	A-800	A-800	ADR80
LA-1000	TA-1000	-	LA-1000	KA-44U	A-1000	-	ADR-99

See page 25 for product information.

Galvan	Ilsco	NSI	Penn Union	Burndy	Greaves	Homac	T&B
L1M2-350	TA-350-2NS	350L2	LA-350-2	-	A-350N	-	ADR35-12
L1M2-600	TA-600-2NS	600L2	LA-600-2	KA-36U-2N	A-600N	-	-

See page 25 for product information.

Galvan	Ilsco	NSI	Penn Union	Burndy	Greaves	Homac	T&B
L1D2-350	TA-350-2N	-	LLA2-350-S1	KKA-31U-2N	-	-	-
L1D2-600	TA-600-2N	600LL2	-	-	-	-	ADR60-12D
L1D2-800	TA-800-2N	800LL2	-	-	A800-N	-	ADR80-12D
L1D2-1000	TA-1000-2N	1000LL2	LLA-1000-S1	-	-	-	ADR99-12D

See page 25 for product information.

Galvan	Ilsco	NSI	Penn Union	Burndy	Greaves	Homac	T&B
DLA-1/0	AU-0	-	L2A-0	K2A-25U	AA-1/0	-	ADR11-21
DLA-2/0	AU-2/0	2-2/0T	-	K2A26U	AA-2/0	-	ADR21-21
DLA-250	AU-250	2-250T	L2A-250	K2A-29U	AA-250	AD-250D	ADR25-21
DLA-350	AU-350	2-350T	LA-350	K2A-31U	AA-350	-	ADR35-21
DLA-600	AU-600	2-600T	L2A-600	K2A-36U	AA-600	AD-600D	ADR60-21
DLA-800	AU-800	2-800T	L2A-800	K2A-40U	AA-800	-	ADR80-21
DLA-1000	AU-1000	2-1000T	L2A-1000	K2A-44U	AA-1000	-	ADR99-21

See page 26 for product information.

Galvan	Ilsco	NSI	Penn Union	Burndy	Greaves	Homac	T&B
L2M2-350	AU-350-2N	2-350L2	L2A-350-2	KA-31U-2N	AA-600N	-	ADR35-22

See page 26 for product information.

Galvan	Ilsco	NSI	Penn Union	Burndy	Greaves	Homac	T&B
L2D2-350	AU-350-2N	-	-	-	-	-	-
L2D2-600	AU-600-2N	-	-	-	-	-	ADR60-22D
L2D2-800	AU-800-2N	-	-	-	AA-800N	-	ADR80-22D
L2D2-1000	AU-1000-2N	-	-	-	AA-1000N	-	ADR99-22D

See page 26 for product information.

Galvan	Ilsco	NSI	Penn Union	Burndy	Greaves	Homac	T&B
L3M2-1/0	T3A2-0	-	L3A-1/0-2	K3A-25U-2	-	-	ADR11-32
L3M2-3/0	T3A2-3/0N	-	L3A-250-2	K3A-27U-2N	-	-	ADR31-32
L3M2-250	T3A2-250N	-	L3A-250-2	K3A-29U-2N	AAA-250N	-	ADR25-32
L3M2-350	T3A2-350N	-	L3A-350-2	K3A-31U-2N	AAA-350N	-	ADR35-32
L3M2-500	-	-	L3A-500-2	K3A-36U-2N	-	-	ADR50-32

See page 27 for product information.

Galvan	Ilsco	NSI	Penn Union	Burndy	Greaves	Homac	T&B
L3D2-600	T3A2-600N	-	-	KK3A-36U-2N	AAA-600N	-	ADR60-32D
L3D2-800	T3A2-800N	-	L3A-800-2	KK3A-40U-2N	AAA-800N	-	ADR80-32
L3D2-1000	T3A2-1000N	-	-	KK3A-44U-2N	AAA-1000N	-	ADR99-32

See page 27 for product information.

Galvan	Ilsco	NSI	Penn Union	Burndy	Greaves	Homac	T&B
L3M4-1/0	T3A4-0	-	-	K3A-25U-4	-	-	ADR11-34
L3M4-3/0	T3A4-3/0N	-	-	K3A-27U-4N	-	-	ADR31-34
L3M4-250	T3A4-250N	-	L3A-250-4	K3A-29U-4N	AAA-250N	-	ADR25-34
L3M4-350	T3A4-350N	-	L3A-350-4	K3A-31U-4N	AAA-350N	-	ADR35-34
L3M4-500	T3A4-500N	-	L3A-500-4	-	-	-	ADR50-34

See page 27 for product information.

Galvan	Ilsco	NSI	Penn Union	Burndy	Greaves	Homac	T&B
L3D4-600	T3A4-600N	3-600LL4	-	KK3A-36U-4N	-	ATA344-600N	ADR60-34D
L3D4-800	T3A4-800N	3-800LL4	L3A-800-4	KK3A-40U-4N	AAA-800N	-	ADR80-34
L3D4-1000	T3A4-1000N	3-1000LL4	-	KK3A-44U-4N	AAA-1000N	-	ADR99-34

See page 27 for product information.

Galvan	Ilsco	NSI	Penn Union	Burndy	Greaves	Homac	T&B
L4M4-250	T4A4-250N	4-250L4	LA4M4-250	K4A-29U-4N	AAAA-250N	AT4A4-250N	ADR25-44
L4M4-350	T4A4-350N	4-350L4	LA4M4-350	K4A-31U-4N	AAAA-350N	AT4A4-350N	ADR35-44

See page 27 for product information.

Galvan	Ilsco	NSI	Penn Union	Burndy	Greaves	Homac	T&B
L4D4-600	T4A4-600N	4-600LL4	LA4M4-600	KK4A-36U-4N	-	AT4A4-600N	ADR60-44D
L4D4-800	T4A4-800N	4-800LL4	LA4M-800	KK4A-40U-4N	AAAA-800N	-	ADR80-44D
L4D4-1000	-	4-100L4	-	-	-	-	ADR99-44D

See page 27 for product information.

Galvan	Ilsco	NSI	Penn Union	Burndy	Greaves	Homac	T&B
PV2-300	PB2-300	-	-	K11A-30U	-	-	ASL-30-21
2ABV-600	PB2-600	-	PB2-600	K11A-36U-2	AQ2-600	-	ASL-60-22
2ABV-750	PB2-750	-	PB2-750	K11A-39U-2	AQ2-750	-	ASL-75-22

See page 28 for product information.

Galvan	Ilsco	NSI	Penn Union	Burndy	Greaves	Homac	T&B
3ABV-500	-	-	-	-	-	-	ASL60-21
3ABV-600	PB3-600	-	PB3-600	K21A-36U-2	AQ3-600	-	ASL-60-32
3ABV-750	-	-	PB3-750	-	AQ3-750	-	ASL-75-32

See page 28 for product information.

Galvan	Ilsco	NSI	Penn Union	Burndy	Greaves	Homac	T&B
4ABV-500	-	-	-	-	-	-	-
4ABV-600	PB4-600	-	PB4-600	K22A-36U-2	AQ4-600	-	ASL-60-42
4ABV-750	PB4-750	-	PB4-750	K22A-39U-2	AQ4-750	-	ASL-75-42

See page 28 for product information.

Galvan	Ilsco	NSI	Penn Union	Burndy	Greaves	Homac	T&B
6ABV-500	-	-	-	-	-	-	-
6ABV-750	-	-	-	-	-	-	-

See page 28 for product information.

Galvan	Ilsco	NSI	Penn Union	Burndy	Greaves	Homac	T&B	Galvan
SR-0	SPA-0	-	SR-0	AMS-0	ABS-1/0	-	ASR-1108	SR-0
SR-2	SPA-2	-	SR-2	AMS-2	ABS-2	-	ASR-0214	SR-2
SR-250	SPA-250	-	SR-250	AMS-250	ABS-250	-	ASR-2506	SR-250
SR-350	SPA-350	-	SR-350	AMS-350	ABS-350	-	ASR-3504	SR-350
SR-500	SPA-500	-	SR-500	AMS-500	ABS-500	-	ASR-6041	SR-500
SR-750	SPA-750	-	SR-750	AMS-750	ABS-750	-	-	SR-750
SR-1000	SPA-1000	-	-	AMS-1000	-	-	-	SR-1000

See page 29 for product information.

Galvan	Ilsco	NSI	Penn Union	Burndy	Greaves	Homac	T&B	Galvan
2CLA1/0-38	2ACL-1/0	AL1/0N	BLUA-1/0D1	YA25A5	-	-	ATL102-38	2CLA1/0-38
2CLA2/0-50	2ACL-2/0	AL2/0N	BLUA-2/0D	YA26A3	AL2/0-N	-	ATL202	2CLA2/0-50
2CLA3/0-50	2ACL-3/0	AL3/0N	BLUA-3/0D	YA27A5	AL3/0-N	-	ATL302	2CLA3/0-50
2CLA4/0-50	2ACL-4/0	AL4/0N	BLUA-4/0D	YA28A5	AL4/0-N	-	ATL402	2CLA4/0-50
2CLA250-50	2ACL-250	AL250N	BLUA-025D	YA29A3	AL250-N	-	ATL2502	2CLA250-50
2CLA300-50	2ACL-300	AL300N	BLUA-0300D	YA30A3	AL300-N	-	ATL3002	2CLA300-50
2CLA350-50	2ACL-350	AL350N	BLUA-035D	YA31A3	AL350-N	-	ATL3502	2CLA350-50
2CLA400-50	2ACL-400	AL400N	BLUA-400D2	YA32A3	AL400-N	AL-400 NTN D	ATL4002	2CLA400-50
2CLA500-50	2ACL-500	AL500N	BLUA-050D2	YA34A3	AL500 N	AL-500 NTN D	ATL5002	2CLA500-50
2CLA600-50	2ACL-600	AL600N	BLUA-060D2	YA36A3	AL600-N	AL 600 NTN D	ATL6002	2CLA600-50
2CLA750-50	2ACL-750	AL750N	BLUA-075D1	YA39A5	AL750-N	AL 750 NTN D	ATL7502	2CLA750-50

See page 35 for product information.

Galvan	Ilsco	NSI	Penn Union	Burndy	Greaves	Homac	T&B	Galvan
A-2	-	APS02	-	-	-	-	APS02	A-2
A-4	AK-4/0	APS04	-	-	-	-	APS04	A-4
A-6	AK-6	APS06	-	KSA-6	-	-	APS06	A-6
A-1/0	AK-1/0	APS11	SWA-7	KSA-1/0	-	-	APS11	A-1/0
A-2/0	AK-2/0	APS21	SWA-8	KSA-2/0	-	-	APS21	A-2/0
A-4/0	AK-4/0	-	SWA-10	KSA-4/0	-	-	APS41	A-4/0
A-350	AK-350	APS350	SWA-11	KSA-350	-	-	APS350	A-350
A-500	AK-500	APS500	SWA-12	KSA-500	-	-	APS500	A-500

See page 23 for product information.

Galvan	Ilsco	NSI	Penn Union	Burndy	Greaves	Homac	T&B	Galvan
K-1	-	-	-	KS-23	-	-	1H	K-1
K-1	IK-2	N-2	S-2	KS-22	A-7	E 2 D	2H	K-1
K-4	IK-4	N-4	S-4	KS-20	A-5	E 4 D	4H	K-4
K-6	IK-6	N-6	S-6	KS-17	A-3	E 6 D	6H	K-6
K-8	IK-8	N-8	S-8	KS-15	A-2	-	8H	K-8
K-10	IK-10	N-10	S-10	KS-90	A-1	-	9H	K-10
K-1/0	IK-1/0	N-1/0	S-1/0	KS-25	A-10	E 1/0 D	10H	K-1/0
K-2/0	IK-2/0	N-2/0	S-2/0	KS-26	A-11	E2/0 D	20H	K-2/0
K-3/0	IK-3/0	N-3/0	-	KS-27	-	E 3/0 D	-	K-3/0
K-250	IK-250	N-250	S-4/0-250	KS-29	A-14	-	40H	K-250
K-350	IK-350	N-350	S-350	KS-31	A-15	E 350 D	350M	K-350
K-500	IK-500	N-500	S-500	KS-34	A-16	-	500M	K-500
K-750	IK-750	N-750	S-750	KS-39	A-17	E 750 D	750M	K-750
K-1000	IK-1000	N-1000	S-1000	KS-44	A-18	E 1000 D	1000M	K-1000

See page 22 for product information.

Galvan	Ilsco	NSI	Penn Union	Burndy	Greaves	Homac	T&B	Galvan
S-1	SK-2	-	SW-6	KSU-23	-	-	1HPS	S-1
S-2	SK-3	-	SW-6	KSU-22	A-8-SP	-	2HPS	S-2
S-4	SK-4	N-4SP	SW-5	KSU-20	A-5-SP	-	4HPS	S-4
S-6	SK-6	N-6SP	SW-4	KSU-17	A-3-SP	E6-GP D	6HPS	S-6
S-1/0	SK-1/0	N-1/0SP	SW-7	KSU-25	A-10-SP	-	10HPS	S-1/0
S-2/0	SK-2/0	N-2/0SP	SW-8	KSU-26	A-11-SP	-	20HPS	S-2/0
S-3/0	SK-3/0	N-3/0SP	SW-9A	-	-	-	30HPS	S-3/0
S-250	SK-4/0	-	SW-10	KSU-29	A-14-SP	-	40HPS	S-250
S-350	SK-350	N-350-SP	SW-11	KSU-31	A-15-SP	-	350HPS	S-350
S-500	SK-500	N-500-SP	SW-12	KSU-34	A-16-SP	-	500HPS	S-500

See page 23 for product information.

Galvan	Ilsco	NSI	Penn Union	Burndy	Greaves	Homac	T&B	Galvan
SA-1	AS-1	ASC1T	BCUA-1	YS1CA1	ASC1T	-	ASP1	SA-1
SA-2	AS-2	ASC2T	BCUA-2	YS2CA1	ASC2T	-	ASP2	SA-2
SA-4	AS-4	ASC4T	BCUA-4	YS4CA1	ASC4T	E4-GP D	ASP4	SA-4
SA-6	AS-6	ASC6T	BCUA-6	YS6CA1	ASC6T	E 6-GP D	ASP6	SA-6
SA-8	AS-8	-	BCUA-8	-	-	E 8 GP D	ASP8	SA-8
SA-1/0	AS-1/0	ASC1/0T	BCUA-1/0	YS25A1	ASC1/0T	E 1/0 GP D	ASP10	SA-1/0
SA-2/0	AS-2/0	ASC2/0T	BCUA-2/0	YS26A1	ASC2/0T	-	ASP20	SA-2/0
SA-3/0	AS-3/0	ASC3/0T	BCUA-3/0	YS27A1	ASC3/0T	-	ASP30	SA-3/0
SA-4/0	AS-4/0	ASC4/0T	BCUA-4/0	YS28A1	ASC4/0T	E 250 D	ASP40	SA-4/0
SA-250	AS-250	ASC250T	BCUA-025	YS29A1	ASC250T	-	ASP250	SA-250
SA-300	AS-300	ASC300T	BCUA-030	YS30A1	ASC300T	-	ASP300	SA-300
SA-350	AS-350	ASC350T	BCUA-035	YS31A1	ASC350T	-	ASP350	SA-350
SA-400	AS-400	ASC400T	BCUA-040	YS32A1	ASC400T	-	ASP400	SA-400
SA-500	AS-500	ASC500T	BCUA-050	YS34A1	ASC500T	-	ASP500	SA-500
SA-600	AS-600	ASC600T	BCUA-060	YS36A1	ASC600T	-	ASP600	SA-600
SA-750	AS-750	ASC750T	BCUA-075	YS39A1	ASC750T	-	ASP750	SA-750

See page 25 for product information.

Galvan	Ilsco	NSI	Penn Union	Burndy	Greaves	Homac	T&B	Galvan
CC1-25	CRA-1-14	-	BLU-1S9	YA1C-L2	-	-	CTL1-14	CC1-25
CC1-31	CRA-1	-	BLU-1S	YA1C-L	-	-	CTL1-516	CC1-31
CC1-38	CRA-1-38	-	BLU-1S1	YA1C-L4	GL-138	-	CTL1-38	CC1-38
CC2-25	CRA-2	-	BLU-2S	YA2C-L2	-	-	CTL2-14	CC2-25
CC2-31	CRB-2	-	BLU-2S1	YA2C-L	GL-256	-	CTL2-516	CC2-31
CC2-38	CRC-2	-	BLU-2S2	YA2C-L4	GL-238	-	CTL2-38	CC2-38
CC4-19	CRA-4	-	BLU-4S	YA4C-L1	-	-	CTL4-10	CC4-19
CC4-25	CRB-4	-	BLU-4S1	YA4C-L	-	HL 4-14 D	CTL4-14	CC4-25
CC4-31	CRB-4-516	-	BLU-4S10	YA4C-L3	GL-456	-	CTL4-516	CC4-31
CC4-38	-	-	BLU-4S2	YA4C-L4	GL-438	-	CTL4-38	CC4-38
CC6-19	CRA-6	-	BLU-6S2	YA6C-L3	-	-	CTL6-516	CC6-19
CC6-25	CRB-6	-	BLU-6S1	YA6C-L	GL-614	-	CTL6-14	CC6-25
CC6-31	-	-	BLU-6S2	YA6C-L3	-	-	CTL6-516	CC6-31
CC6-38	-	-	-	-	-	-	CTL6-38	CC6-38
CC8-19	CRA-8	-	BLU-8S14	YA8C-L	GL-810	-	CTL8-10	CC8-19
CC8-25	-	-	BLU-8S15	YA8C-L1	GL-814	-	CTL8-14	CC8-25
CC8-31	-	-	BLU-8S16	YA8C-L2	-	-	CTL8-516	CC8-31
CC1/0-25	CRA-0-14	-	BLU-1/0S19	YA25-L2	-	-	54152TB	CC1/0-25
CC1/0-31	CRA-0	-	BLU-1/0S	YA25-L	-	-	CTL10-516	CC1/0-31
CC1/0-38	CRB-0	-	BLU-1/0S1	YA25-L4	GL-1038	HL 1/0-39 D	CTL10-38	CC1/0-38
CC1/0-50	-	-	-	-	-	-	CTL10-12	CC1/0-50
CC2/0-38	CRA-2/0	-	BLU-2/0S	YA26-L	GL-2038	HL 2/0-38 D	CTL20-38	CC2/0-38
CC2/0-50	-	-	BLU-2/0S4	YA26-L6	GL-2048	-	CTL20-12	CC2/0-50
CC3/0-38	CRA-3/0	-	BLU-3/0S	YA27-L4	GL-3038	HL 3/0-38 D	CTL30-38	CC3/0-38
CC3/0-50	CRB-3/0	-	BLU-3/0S1	YA27-L	GL-3048	HL 3/0-48 D	CTL30-12	CC3/0-50
CC4/0-38	CRA-4/0	-	BLU-4/0S	YA28-L4	GL-4038	HL 4/0-38 D	CTL40-38	CC4/0-38
CC4/0-50	CRB-4/0	-	BLU-4/0S1	YA28-L	GL-4048	HL 4/0-48 D	CTL40-12	CC4/0-50
CC250-38	-	-	BLU-025S2	YA29-L4	-	HL 250-38 D	CTL250-38	CC250-38
CC250-50	CRA-250	-	BLU-025S	YA29-L	GL-25048	-	CTL250-12	CC250-50
CC300-50	CRA-300	-	BLU-030S	YA30-L	GL-30048	-	CTL300-12	CC300-50
CC300-62	-	-	-	YA30-L7	-	-	-	CC300-62
CC350-50	CRA-350	-	BLU035S	YA31-L	GL-35048	-	CTL350-12	CC350-50
CC350-62	-	-	BLU-035S3	YA31-L7	-	-	-	CC350-62
CC400-50	CRA-400	-	BLU-040S	YA32-L	GL-40048	-	CTL400-12	CC400-50
CC400-62	CRA-4/0	-	BLU-4/0S	YA28-L4	-	-	CTL400-58	CC400-62

See page 36 for product information.

Galvan	Ilsco	NSI	Penn Union	Burndy	Greaves	Homac	T&B	Galvan
CC500-50	CRA-500	-	BLU-050S2	YA34-L6	GL-50048	-	CTL500-12	CC500-50
CC500-62	CRA-500	-	BLU-050S	YA34-L	-	HL 500-58 D	CTL500-58	CC500-62
CC600-62	CRA-600	-	BLU-060S	YA36-L	-	-	CTL600-58	CC600-62
CC700-62	CRA-700	-	-	YA38-L	-	-	-	CC700-62
CC750-62	CRA-750	-	BLU-075S	YA39-L	GL-75058	-	CTL750-58	CC750-62
CC1000-75	-	-	BLU-100S4	-	GL-10058	-	CTL1000-58	CC1000-75

See page 36 for product information.

Galvan	Ilsco	NSI	Penn Union	Burndy	Greaves	Homac	T&B	Galvan
CCB1-31	CRA-1L	-	BBLU-1S	YA1C	-	-	CTL1L-516	CCB1-31
CCB2-31	CRA-2L	-	BBLU-2S	YA2C	-	L2-38- D	CTL2L-516	CCB2-31
CCB4-25	CRB-4L	L-414	BBLU-4S	YA4C	-	-	CTL4L-14	CCB4-25
CCB6-25	CRB-6L	L-614	BBLU-6S	YA6C	L-614	-	CTL6L-14	CCB6-25
CCB8-25	CCL-8-10	-	-	-	-	L8-14 D	CTL8L-14	CCB8-25
CCB1/0-38	CRA-1/0L	L-1038	BBLU-1/0S	YA25	-	-	CTL10L-516	CCB1/0-38
CCB2/0-38	CRA-2/0L	L-2038	BBLU-2/0S	YA26	L-2038	-	CTL20L-38	CCB2/0-38
CCB2/0-50	-	L-2048	-	YA26-N	L-2048	-	-	CCB2/0-50
CCB3/0-50	CRB-3/0L	L-3048	BBLU-3/0S	YA27	L-3048	L3/0-48 D	CTL30L-12	CCB3/0-50
CCB4/0-50	CRB-4/0L	L-4048	BBLU-4/0S	YA28	L-4048	-	CTL40L-12	CCB4/0-50
CCB250-50	CRA-250L	L-25048	BBLU-025S	YA29	L-25048	L250-48 D	CTL250L-12	CCB250-50
CCB300-50	CRA-300L	L-30048	BBLU-030S	YA30	L-30048	-	CTL300L-12	CCB300-50
CCB350-50	CRA-350L	L-35048	BBLU-035S	YA31	L-35048	L350-48-D	CTL350L-12	CCB350-50
CCB400-50	CRA-400L	L-40048	BBLU-040S	YS32	L-40048	-	CTL400L-58	CCB400-50
CCB500-50	CRA-500L	L-50048	BBLU-050S	YA34	L-50048	-	CTL500L-58	CCB500-50
CCB600-62	CRA-600L	L-60058	BBLU-060S	YA36	-	-	CTL600L-58	CCB600-62
CCB750-62	CRA-750L	L-75058	BBLU-075S	YA39	L-75058	-	CTL750L-58	CCB750-62
CCB1000-62	CRA-1000L	L-10058	BBLU-100S	YA44	L-10058	-	CTL1000L-58	CCB1000-62

See page 38 for product information.

Galvan	Ilsco	NSI	Penn Union	Burndy	Greaves	Homac	T&B	Galvan
CCBL1-31	CRA-1L2	-	BBLU-1D	YA1C-2	-	-	LNC1-516	CCBL1-31
CCBL2-31	CRB-2L2	-	BBLU-2D	YA2C-2	-	-	LCN2-516	CCBL2-31
CCBL4-25	CRB-4L2	L4N	BBLU-4D	YA4C-2	-	-	LCN4-14	CCBL4-25
CCBL6-25	CRB-6L2	-	BBLU-6D	YA6C-2	-	-	LCN6-14	CCBL6-25
CCBL8-25	-	-	-	-	-	-	LCN8-14	CCBL8-25
CCBL1/0-31	CRA-1/0L2	-	BBLU-1/0D	-	-	-	-	CCBL1/0-31
CCBL1/0-50	CRC-1/0L2	-	BBLU-1/0D3	YA25-2	-	-	LCN10	CCBL1/0-50
CCBL2/0-50	CRA-2/0L2	L20N	BBLU-2/0D	YA26-2N	L-20-N	L2/0-N	LCN-20	CCBL2/0-50
CCBL3/0-50	CRB-3/0L2	L30N	BBLU-3/0D	YA27-2N	L-30-N	L3/0-N D	LCN30	CCBL3/0-50
CCBL4/0-50	CRB-4/0L2	L40N	BBLU-4/0D	YA28-2N	L-40-N	L4/0-N	LCN-40	CCBL4/0-50
CCBL250-50	CRA-250L2	L250N	BBLU-025D	YA29-2N	L-250-N	L250-N	LCN-250	CCBL250-50
CCBL300-50	CRA-300L2	L300N	BBLU-030D	YA30-2N	L-300-N	L300-N	LCN-300	CCBL300-50
CCBL350-50	CRA-350L2	L350N	BBLU-035D	YA31-2N	L-350-N	L350-N	LCN-350	CCBL350-50
CCBL400-50	CRA-400L2	L400N	BBLU-040D	YA32-2N	L-400-N	L400-N	LCN-400	CCBL400-50
CCBL500-50	CRA-500L2	L500N	BBLU-050D	YA34-2N	L-500-N	L500-N D	LCN-500	CCBL500-50
CCBL600-50	CRA-600L2	L600N	BBLU-060D	YA36-2N	L-600-N	L600-N	LCN-600	CCBL600-50
CCBL750-50	CRA-750L2	L750N	BBLU-075D	YA39-2N	L-750-N	L750-N	LCN-75	CCBL750-50
CCBL1000-50	CRA-1000L2	L1000N	BBLU-100D	-	L-1000-N	L1000-N	LCN-1000	CCBL1000-50

See page 39 for product information.

Galvan	Ilsco	NSI	Penn Union	Burndy	Greaves	Homac	T&B	Galvan
CF-25	SLU-25	DE703	SLU-25	KLU25	D-703	-	BTC-1014	CF-25
CF-35	SLU-35	DE704	SLU-35	KLU35	D-704	-	BTC-0614	CF-35
CF-90	SLU-70	DE705	SLU-70	KLU70	D-705	CB-70 D	BTC-0208	CF-90
CF-125	SLU-125	DE706	SLU-125	KLU125	D-706	CB-125 D	BTC-1102	CF-125
CF-175	SLU-175	DE713	SLU-175	KLU175	D-713	-	BTC-3104	CF-175
CF-225	SLU-225	DE707	SLU-225	KLU225	D-707	-	BTC-4102	CF-225
CF-300	SLU-300	DE710	SLU-300	KLU300	D-710	CB-300 D	BTC-3511	CF-300
CF-400	SLU-400	DE708	SLU-400	KLU400	D-708	CB-400 D	BTC-5011	CF-400
CF-650	SLU-650	DE709	SLU-650	KLU650	D-709	-	BTC-9960	CF-650

See page 42 for product information.

Galvan	Ilsco	NSI	Penn Union	Burndy	Greaves	Homac	T&B	Galvan
CLA1-25	ACL-1	AL1-14	BLUA-1S1	YA1CA1	AL1-14	-	ATL-1-14	CLA1-25
CLA1-31	ACN-1	-	BLUA-1S3	-	-	-	ATL1-516	CLA1-31
CLA1-38	-	-	BLUA-1S	YA1CA1	-	-	ATL1-38	CLA1-38
CLA2-25	ACL-2	AL2-14	BLUA-2S3	YA2CA1	AL2-14	-	ATL2-14	CLA2-25
CLA2-31	ACN-2	-	BLUA-2S4	YA2CA1	-	-	ATL2-516	CLA2-31
CLA2-38	-	-	BLUA-2S	YA2CA3	-	-	ATL2-38	CLA2-38
CLA4-25	ACL-4	AL4-14	BLUA-4S3	YA4CA1	AL4-14	AL4-14-TND	ATL4-14	CLA4-25
CLA4-31	ACN-4	-	BLUA-4S2	YA4CA3	-	-	ATL4-516	CLA4-31
CLA4-38	-	-	-	-	-	-	ATL4-38	CLA4-38
CLA6-25	ACL-6	AL6-14	BLUA-6S	YA6CA1	AL6-14	AL6-14 TN D	ATL6-14	CLA6-25
CLA6-31	-	-	BLUA-6S2	-	-	-	-	CLA6-31
CLA6-38	-	-	-	-	-	-	ATL6-38	CLA6-38
CLA8-25	ACL-8	-	BLUA-8S	YA8CA3	AL8-14	-	ATL8-14	CLA8-25
CLA1/0-25	-	-	-	YA25A1	-	-	-	CLA1/0-25
CLA1/0-31	ACN-1/0	-	BLUA-1/0S3	YA25A1	AL1/0-38	-	ATL10-516	CLA1/0-31
CLA1/0-38	ACL-1/0	AL1/0-38	BLUA-1/0S*	YA25A3	-	-	ATL10-38	CLA1/0-38
CLA1/0-50	-	-	-	-	-	-	ATL10-12	CLA1/0-50
CLA2/0-31	-	-	-	-	-	-	-	CLA2/0-31
CLA2/0-38	ACL-2/0	AL2/0-38	BLUA-2/0S6	YA26A6	AL2/0-38	-	ATL20-38	CLA2/0-38
CLA3/0-31	-	-	-	YA27A3	-	-	-	CLA3/0-31
CLA3/0-38	ACL-3/0	AL3/0-38	BLUA-3/0S2	YA27A1	AL3/0-38	-	ATL30-38	CLA3/0-38
CLA4/0-31	-	-	-	YA28A1	-	-	-	CLA4/0-31
CLA4/0-38	ACL-4/0	AL4/0-38	BLUA-4/0S2	YA28A1	AL4/0-38	-	ATL40-38	CLA4/0-38
CLA4/0-50	ACN-4/0	AL4/0-48	BLUA-4/0S	YA28A3	AL4/0-48	-	ATL40-12	CLA4/0-50
CLA250-50	ACL-250	AL250-48	BLUA-025S	YA29A1	AL250-48	-	ATL250-12	CLA250-50
CLA300-38	-	-	-	-	-	-	ATL300-38	CLA300-38
CLA300-50	ACL-300	AL300-48	BLUA-030S1	YA30A1	AL300-48	-	ATL300-12	CLA300-50
CLA350-50	ACL-350	AL350-48	BLUA-035S1	YA31A1	AL350-48	-	ATL350-12	CLA350-50
CLA400-50	-	AL400-48	BLUA-040S1	YA32A1	AL400-48	AL-400-48-TND	ATL400-58	CLA400-50
CLA500-50	ACL-500	AL500-48	BLUA-050S2	YA34A1	AL500-48	AL-500-48-TND	ATL500-12	CLA500-50
CLA600-62	ACL-600	AL600-58	BLUA-060S1	YA36A1	AL600-58	AL-600-58-TND	ATL600-58	CLA600-62
CLA750-62	ACL-750	AL750-58	BLUA-075S1	YA39A3	AL750-58	AL-750-58-TND	ATL750-58	CLA750-62

See page 34 for product information.

Galvan	Ilsco	NSI	Penn Union	Burndy	Greaves	Homac	T&B	Galvan
CSL-1	CTL-1	-	BBCU-1	YS1C	C-1	-	CU1	CSL-1
CSL-2	CTL-2	C-2	BBCU-2	YS2C	C-2	C-2 D	CU2	CSL-2
CSL-4	CTL-4	C-4	BBCU-4	YS4C	C-4	C-4	CU4	CSL-4
CSL-6	CTL-6	C-6	BBCU-6	YS6C	C-6	C-6	CU6	CSL-6
CSL-8	CTL-8	-	-	YS8C	-	-	CU8	CSL-8
CSL-1/0	CTL-1/0	C-1/0	BBCU-1/0	YS25	C-1/0	C-1/0	CU10	CSL-1/0
CSL-2/0	CTL-2/0	C-2/0	BBCU-2/0	YS26	C-2/0	C-2/0	CU20	CSL-2/0
CSL-3/0	CTL-3/0	C-3/0	BBCU-3/0	YS27	C-3/0	C-3/0 D	CU30	CSL-3/0
CSL-4/0	CTL-4/0	C-4/0	BBCU-4/0	YS28	C-4/0	C 4/0 D	CU40	CSL-4/0
CSL-250	CTL-250	C-250	BBCU-025	YS29	C-250	C-250	CU250	CSL-250
CSL-300	CTL-300	C-300	BBCU-030	YS30	C-300	C-300	CU300	CSL-300
CSL-350	CTL-350	C-350	BBCU-035	YS31	C-350	C-350	CU350	CSL-350
CSL-400	CTL-400	C-400	BBCU-040	YS32	C-400	C-400	CU400	CSL-400
CSL-500	CTL-500	C-500	BBCU-050	YS34	C-500	C-500	CU500	CSL-500
CSL-600	CTL-600	C-600	BBCU-060	YS36	C-600	C-600	CU600	CSL-600
CSL-750	CTL-750	C-750	BBCU-075	YS39	C-750	C-750	CU750	CSL-750
CSL-1000	CTL-1000	C-1000	BBCU-100	YS44	C-1000	C-1000	CU1000	CSL-1000

See page 41 for product information.

Galvan	Ilsco	NSI	Penn Union	Burndy	Greaves	Homac	T&B	Galvan
CFS-35	SLS-35	-	-	-	-	-	STC-0614	CFS-35
CFS-70	SAS-70	-	-	KPA-4C	-	CS-70 D	STC-0414	CFS-70
CFS-125	SLS-125	-	-	KPA-25	-	CS-125 D	STC-1102	CFS-125
CFS-225	SLS-225	-	-	KPA-28	-	CS-225 D	STC-4102	CFS-225
CFS-400	SLS-400	-	-	KPA-34	-	CS-400 D	STC-5011	CFS-400

See page 42 for product information.

Galvan	Ilsco	NSI	Penn Union	Burndy	Greaves	Homac	T&B	Galvan
CSS-1	CT-1	SC-1	BCU-1	YS1C-L	SC-1	SC-1	CSP1	CSS-1
CSS-2	CT-2	SC-2	BCU-2	YS2C-L	SC-2	SC-2	CSP2	CSS-2
CSS-4	CT-4	SC-4	BCU-4	YS4C-L	SC-4	SC-4	CSP4	CSS-4
CSS-6	CT-6	SC-6	BCU-6	YS6C-L	SC-6	SC-6	CSP6	CSS-6
CSS-8	CT-8	SC-8	BCU-8	YS8C-L	SC-8	SC-8	CSP8	CSS-8
CSS-1/0	CT-1/0	SC-1/0	BCU-1/0	YS25-L	SC-1/0	SC-1/0	CSP10	CSS-1/0
CSS-2/0	CT-2/0	SC-2/0	BCU-2/0	YS26-L	SC-2/0	SC-2/0	CSP20	CSS-2/0
CSS-3/0	CT-3/0	SC-3/0	BCU-3/0	YS27-L	SC-3/0	SC-3/0	CSP30	CSS-3/0
CSS-4/0	CT-4/0	SC-4/0	BCU-4/0	YS28-L	SC-4/0	SC-4/0	CSP40	CSS-4/0
CSS-250	CT-250	SC-250	BCU-025	YS29-L	SC-250	SC-250	CSP250	CSS-250
CSS-300	CT-300	SC-300	BCU-030	YS30-L	SC-300	SC-300	CSP300	CSS-300
CSS-350	CT-350	SC-350	BCU-035	YS31-L	SC-350	SC-350	CSP350	CSS-350
CSS-400	CT-400	SC-400	BCU-040	YS32-L	SC-400	SC-400	CSP400	CSS-400
CSS-500	CT-500	SC-500	BCU-050	YS34-L	-	SC-500 D	CSP500	CSS-500
CSS-600	CT-600	SC-600	-	YS36-L	SC-600	SC-600	CSP600	CSS-600
CSS-750	CT-750	SC-750	BCU-075	YS39-L	SC-750	SC-750	CSP750	CSS-750
CSS-1000	CT-1000	SC-1000	BCU-100	YS44-L	SC-1000	SC-1000	CSP1000	CSS-1000

See page 40 for product information.

Galvan	Ilsco	NSI	Penn Union	Burndy	Greaves	Homac	T&B	Galvan
FLC-4	CP-4	-	PLN-4	KA-4C	D-801	MLD 4 D	L70	FLC-4
FLC-8	CP-8	-	PLN-8	KA-8C	D-800	MLD 8 D	L35	FLC-8
FLC-1/0	CP-0	-	PNL-1/0	-	D-802	MLD 1/0 D	L125BB	FLC-1/0
FLC-250	CP-250	-	PNL-250	-	D-804	-	L250	FLC-250

See page 43 for product information.

Galvan	Ilsco	NSI	Penn Union	Burndy	Greaves	Homac	T&B	Galvan Discontinued #
IPC-1/0-2	IPC-1/0-2	-	IPC-1/0-2	BIPC 1/0-2	-	-	IPC1102	NHT1102
IPC-350-350	IPC-350-350	-	IPC-350-350	BIPC 350-350	-	-	IPC3535	NHT3535
IPC-4/0-2/0	IPC-4/0-2/0	-	IPC-4/0-1/0	BIPC 4/0-1/0	-	-	IPC4111	NHT4111
IPC-500-4/0	IPC-500-4/0	-	IPC-500-4/0	BIPC 500-4/0	-	-	IPC5041	NHT5041

See page 24 for product information.

Galvan	Ilsco	NSI	Penn Union	Burndy	Greaves	Homac	T&B	Galvan
TC-1/0	GTC-0	-	GTC-1/0	-	-	-	TC-10	TC-1/0
TC-2	GTC-2	-	GTC-2	-	-	-	TC-2	TC-2
TC-250	GTC-250-350	-	GTC-250	-	-	-	TC-250	TC-250
TC-350	GTC-250-350	-	GTC-350	-	-	-	TC-350BB	TC-350
TC-500	GTC-500	-	GTC-500	-	-	-	TC-500	TC-500
TC-750	GTC-750-500	-	GTC-750	-	-	-	TC-750	TC-750

See page 32 for product information.

Copper

Note: RUS accepts 10 and 13 mils of copper coating. Please refer to page 5.

Galvan	nVent	Hubbell	Joslyn	So. GRD
5005	611255	-	-	-
5006	611265	-	J8326	C126
5008L	611380	C611380	J8328	C128
5010L	611300	C611300	J8330	C1210
6255	N/A	C615855	J8335	-
6255-10M	615850		-	C585
6256	N/A		J8336	-
6256-10M	615860		-	C586
6258	615880	C615880	J8338	C588
6258G13	615883	C615883	-	C58813
6260G13	615803			
6260	615800	C615800	J8340	C5810
6262	615812	-	-	-
7508	613480	C613480	J8348	C348
7510	613400	C613400	J8350	C3410
1010	614400	-	J8370	C110

See page 6 for product information.

Sectional

Note: RUS now accepts 10 and 13 mils of copper coating. Please refer to page 5.

Galvan	nVent	Hubbell	Joslyn	So. GRD
5008LS	631380	C631380	-	-
5010LS	631300	C631300	-	-
6258S	635880	C635880	J9158	CS588
6258G13S	635883	C635883	J9158-13	-
6260S	635800	C635800	J9160	CS5810
7508S	633480	C633480	J9168	CS348
7510S	633400	C633400	J9170	CS3410
1010S	634400	-	J9190	-

See page 6 for product information.

Galvanized

Galvan	nVent	Hubbell	Joslyn	So. GRD
GR5005	-	8565	J5315	Z125
GR5006	-	8566	J5316	Z126
GR5008	-	8568	J5318	Z128
GR6255F	811350	-	-	Z585
GR6256F	815860	8576	J5326	Z586
GR6258 (UL)	-	-	-	-
GR6258F (UL)	815880	8578	J5328	ZZ588
GR6258FP (UL)	815889	-	-	-
GR6250F (UL)	815800	8580	-	Z5810
GR7508F (UL)	813480	8618	J5338	Z348
GR7510F (UL)	813400	8620	J5340	Z3410
GR1010F (UL)	814400	-	-	Z110

See page 7 for product information.

Note: Most competitor's galvanized rods are not listed. Verify before purchasing to see if the rods are listed. Refer to page 7.

Stainless Steel

Most competitors stainless steel ground rods are not listed. Check before purchasing to verify the ground rods are listed.

Galvan	nVent	Joslyn	So. GRD
S6255S	-	-	-
S6256	-	-	-
S6258F	685880	-	SS588
S6260F	685800	-	SS5810
S6260SF	685880S	-	-
S6212	-	-	-
S7510F	683400	-	SS3410
S7510SF	683400S	-	-
S1010F	-	-	-
S1010SF	-	-	-

See page 8 for product information.

Galvan	nVent	Joslyn	So. GRD
GRC-58G	GCC58	J26512	58CCZ
GRC-34G	-	-	

See page 14 for product information.

Galvan	nVent	Joslyn	So. GRD
GRC-58SS	-	-	-
GRC-34SS	-	-	-

See page 14 for product information.

Galvan	nVent	Joslyn	So. GRD
GRC-58SST	GSC58	-	-
GRC-34SST	-	-	-

See page 14 for product information.

Galvan	nVent	T&B Chance	Hubbell/	Joslyn	So. GRD
50-LC	CR12S	50LC	CTC12	J-9180	12C
60-C	CR58	60C	CTC58	J9182	58C
70-C	CR34	70C	CTC34	J9183	34C
80-C	CR100	80C	-	-	-

See page 14 for product information.

Galvan	nVent	T&B Chance	Hubbell/	Joslyn	So. GRD
50-TC	CC12F	-	CCC12	-	12DC
60-TC	CC58	60CNT2	CCC58	-	58DC
70-TC	CC34	70CNT	CCC34	-	34DC

See page 14 for product information.

Galvan	nVent	T&B	Penn Union	Hubbell/ Chance	Joslyn
50-LDS	DS12S	50LDS	P50DS	CTDH 12	J-9185
60-DS	DS58	60DS	P60DS	CTDH 58	J-9186
70-DS	DS34	70DS	P70DS	CTDH 34	J-9187
80-DS	DS1	80DS	P80DS	-	-

See page 15 for product information.

Galvan	nVent	T&B	Penn Union	Hubbell/ Chance	Burndy
G-3	CP38	G3	-	-	-
G-4 (use G-5)	CP12	G4	CEB-1	GC-4	GRC12
G-5* (RUS)	CP58	G5	CEB-2	GC-5	GRC58
G5P (plated)	S68	-	-	-	-
G-6 (use SRC)	CP34	G6	CEB-3	GC-6	GRC34
JAB12H	HDC12	JAB12H	CAB-1	-	GRD12
JAB58H	HDC58R	JAB58H	CAB-2	-	GRD58
JAB58HH	HDC58	-	-	-	-
JAB34H	HDC34	JAB34H	CAB-3	-	GRD34
JAB1H	HDC1	JAB1H	-	-	-
SRC	CP34	-	-	-	-
SRC-SS	SP-58	-	-	-	-

Note: Galvan's G-5 and SRC are UL listed for copper, galvanized and stainless steel grounds rods, and listed for rebar and are range taking. Please see pages 12 and 13.

Galvan	nVent	T&B	Penn
GC	CWP1J	J	8100
GCJ	CWP1JJ	JJR	-
DCG	ZWP1J	BJ1	-
JD	CWP1JU	JD	-
JD2	CWP2JU	J2D	-
GC2	CWP2J	J2BB	8101
G2124	CWP4J	J2124	8102
G4146	CWP6J	J6	-

See page 16 for product information.

Galvan	nVent	T&B	Penn
K1	-	K1	8201
K2	-	K2	8200
K3	-	K3	-
KUL	-	KUL	-

See page 21 for product information.

Galvan	nVent	T&B	Joslyn
CC167P	-	-	CC167P

See page 21 for product information.

Galvan	Fargo/ Hubbell	Joslyn/ MacLean	nVent	T&B
VC-6SH	—	BV6	—	—
VC-6SH-P	GC-5006SH	—	—	VGC68SH
VC-4	GC-5004	BVC-4	—	VGC44
VC-2	GC-5002	BVC-2	VC-62	VGC23
VC-2S	GC-5002S	BVC-2S	—	VGC12
VC-20	GC-5020	BVC-20	—	VGC2020
VC-20S	GC-5020S	BVC-20S	VC-20S	VGC3020
VC-40	GC-5040	BVC-40	—	VGC4040

See page 19 for product information.

Galvan	Blackburn /T&B	Penn Union	Burndy	Anderson	Dossert
TTC-2	TTC2	GSE-020	EQC632C	GTCL-34A	
TTC-3	TTC3	GSE-C1		GTCL-23A	TGC8-50
TTC-4	TTC4				
TTC-2P	TTC2P				
TTC-3P	TTC3P	GSE-C1TN		GTC23A-TP	TGC8-50SN
TTC-4P	TTC4P				

See page 19 for product information.

Galvan	Blackburn /T&B	Anderson
PAC 345	PAC 345	LC511, LC522
PAC7	PAC7	LC811
PAC3459	PAC3459	LC511XB, LC522XB
PAC79	PAC79	LC811XB

See page 20 for product information.

TERMS AND CONDITIONS

1. **Definitions**
   "Seller" means GALVAN INDUSTRIES, INC.; "Buyer" means the company, person or other entity who is the purchaser of the Goods; "Goods" means any goods or materials ordered and sold pursuant to the terms and conditions set forth herein.
2. **Price**
   Unless otherwise stated, price of the Goods shall be the price in effect at the date and time of shipment. Seller reserves the right to adjust price based on volume purchases; any discounts allowed for volume purchases will be in the Seller's sole discretion. Price does not include any sales, use, excise or similar taxes which shall be added to the price of the Goods and shall be the responsibility of Buyer. Unless otherwise stated, minimum order is $125.00 (excluding freight) on any single order. Each shipment will be separately invoiced.
3. **Payments Terms**
   Terms of payment are net thirty (30) days. Interest on late payments shall be applicable at the rate of one and one-half percent (1.5%) per month or an annual percentage rate of eighteen (18%) per annum. In addition, Buyer shall be obligated for Seller's reasonable attorneys' fees that may be incurred by Seller to collect any sums due Seller hereunder. Seller reserves the right to apply any payments received from Buyer to any outstanding invoice of Seller in Seller's sole discretion.
4. **Freight**
   The purchase price of the Goods shall be F.O.B. shipping point with respect to orders of equal to or greater than the present pre-paid dollar amount to a single destination. If Buyer specifies a more costly routing and/or handling than would be normally applicable, or if priority shipping is requested, total shipping charges are chargeable to Buyer regardless of freight allowance terms. In situations of "prepay and add" Galvan is unable to provide a copy of the actual freight bill due to agreements with our carriers regarding rate disclosure confidentiality.
5. **Delivery**
   (a) Seller's place and point of delivery shall be deemed to be delivery to a carrier at Seller's plant in Harrisburg, N.C., or such other designated shipping point designated by Seller. If Buyer fails to furnish complete shipping directions to Seller within a reasonable time of placing the order, Seller, in Seller's discretion, may make necessary shipping arrangements with a carrier selected by Seller, the cost of which shall be paid by Buyer.
   (b) If and to the extent a delivery date is stated, it is the estimated delivery date only. All accepted orders, whether or not delivery dates are specified thereon, shall be subject to delays or failures in manufacture or delivery due to causes beyond the control of Seller or carrier. Buyer's obligations shall continue notwithstanding any delay in delivery, provided if performance by Seller is prevented in whole or in part for a period of three (3) consecutive months, then in such event Seller or Buyer (provided Buyer is not responsible for the delay) may cancel any order that has not been shipped as of such date.
   (c) If Buyer is unable for any reason to accept delivery of the Goods according to the mutually established schedule, Seller at its option and after three (3) days written notice to Buyer may place the Goods in storage, in which event Buyer shall pay any and all storage or other related costs. If Buyer fails to accept any delivery or part thereof, then Seller may at its option treat such failure as a breach of this Agreement and exercise any and all remedies available to it pursuant to the terms and conditions set forth herein or available to it as a matter of law.
6. **Credit**
   Seller's obligations are at all times subject to Seller's approval of Buyer's credit standing. Upon request, Buyer shall furnish Seller such credit information as may be customary and as may be reasonably requested by Seller. Seller, at its discretion, reserves the right to require payment in advance or C.O.D. and/or otherwise modify credit terms. If at any time Buyer is past due with respect to amounts due Seller, Seller at its option (without liability or prejudice to any other remedies), may decline to ship, or stop any Goods in transit, until such time Seller receives payment in full of all amounts owing to it by Buyer or otherwise receives assurances satisfactory to Seller of such payment.
7. **Risk of Loss**
   Risk of loss or damage to the Goods shall be solely that of Buyer upon delivery to a carrier for shipment; any loss or damage subsequent to such delivery shall not be the responsibility of Seller, provided further any such loss shall not release Buyer from Buyer's obligation to pay for the Goods. Any claim for damage or loss in transit must be asserted by Buyer against the carrier.
8. **Warranty**
   Seller warrants that the Goods will conform to the description stated herein subject to tolerances and variations consistent with current trade practices, testing and inspections methods. Seller makes no other warranties hereunder, expressed or implied. Seller specifically disclaims any implied warranties of merchantability or fitness for a particular purpose.
9. **Claims**
   (a) Buyer shall inspect the Goods immediately upon receipt. Any claim that the Goods have been damaged or otherwise do not conform must be made to Seller in writing within ten (10) days of receipt of such Goods by Buyer. All claims for defective or non-conforming Goods must be submitted in writing to Galvan Industries, Inc., accompanied with a copy of the signed bill-of-lading noting the damage/shortages, and any other information (photos, etc)supporting your claim. PO Box 369, Harrisburg, NC 28075. In the absence of such notice, the Goods shall be deemed to be accepted by Buyer.
   (b) With respect to any valid claims properly submitted hereunder, Buyer's exclusive remedy and Seller's sole liability shall be limited to Seller repairing or replacing Goods that do not conform to specifications, or at Seller's sole option refunding the purchase price of the Goods. In no event shall Seller have any liability to damages in connection with the sale of the Goods in an amount exceeding the purchase price of the Goods sold. Seller shall have no liability for any consequential, special or indirect damages.
   (c) Claims for quantity deviations or unit pricing errors are deemed waived unless submitted in writing within thirty (30) days of notice of invoice.
10. **Quotations**
    Quotations, based on plans and specifications, are Seller's interpretation of the requirements and include only the material described and listed on the quotation unless otherwise stated. Quotations will be in writing and unless otherwise specified will remain in effect for a period of thirty (30) days from issue date. Formal written purchase orders for work covered by any quotation submitted must be received within forty-five (45) days from the date of quotation. Prices and inventory classifications are subject to changes without notice, and are those in effect at the time of shipment.
11. **Errors**
    Galvan reserves the right to correct at any and all times any errors and omissions relating to any component or item upon which a purchase order may be based, including, but not limited to, clerical or stenographic errors or omissions as may relate to quotations, price, catalog and other materials supplied by Galvan, or other terms and conditions as reasonably determined by Seller .
12. **Returns**
    Goods may be returned for credit upon request and upon Seller's approval for return authorization. Any returned items are subject to reasonable restocking charges which shall be deemed to be twenty-five percent (25%) of the price of the Goods returned. Any returned items must be in saleable condition, in the original standard packages, and conform to current catalog descriptions. All returned material is to be shipped to seller freight prepaid. Unless otherwise stated, these terms and conditions govern the purchase and sale of the Goods. All terms and conditions, including price, are subject to change without notice as to any Goods not shipped as of the effective date of such change.
13. **Cancellation**
    Orders received and accepted by Seller may not be cancelled or changed subsequent to delivery, prior to that date such orders received and accepted by Seller with the written permission of Seller. Any cancellation or change shall be subject to applicable charges for labor, material. and other costs actually incurred by Seller.
14. **Seller's Remedies**
    If Buyer cancels this Agreement prior to shipment for any reason, without Seller's consent, Buyer shall pay Seller for all costs and expenses incurred by Seller, including the cost of all work executed or performed; any special engineering costs and commitments made by Seller prior to the time of cancellation; and all other incidental and storage costs incurred prior to resale.
15. **Binding Nature**
    These terms and conditions shall be binding upon the parties hereto, their successors and assigns.
16. **Authority**
    Any person, employee or agent otherwise acting on behalf of Buyer hereunder shall be deemed to have full authority to act on behalf of Buyer which Seller may rely on exclusively without further inquiry.
17. **Governing Law**
    This Agreement shall be construed in accordance with and governed by laws of the state of North Carolina.

Sales Training Videos

See them all at https://galvanelectrical.com/product-video/

For UL-listed galvanized and copper-coated ground rods

For Galvan G-5 and SRC universal ground rod clamps

For Galvan's low-cost IBBZ intersystem bonding bridge

VETERAN OWNED

Galvan Industries, Inc.
is a veteran-owned,
100% American-owned company.

MADE IN USA

100% AMERICAN OWNED

GALVAN INDUSTRIES, INC.

Electrical Products Division
www.galvanelectrical.com

P.O. Box 369, 7315 Galvan Way, Harrisburg, NC 28075
Phone: 704-455-5102 • Fax: 704-455-5215 • orders@galvanelectrical.com

Copyright © GALVAN INDUSTRIES, INC. All Rights Reserved

AD Together, we win. IMARK GROUP Member Owned. Member Governed. NAED National Association of Electrical Distributors

GALVAN INDUSTRIES, INC.

EDITION 15